

HUNTER  
306 • 326 • 356



DISCOVER THE DIFFERENCE

30  
YEARS



# Discover the Hunter Difference

Safety ▶ Appointments ▶ Innovations



1

## Finely Finished Teak Furniture and Bulkheads

The new Hunter line features a varnished finish on beautifully detailed teak interiors. You will see curved radiuses, matched grains and a new higher level of fit and finish that is usually found only on custom boats.



**HARKEN**

3

## Upgraded Exterior Hardware

All exterior hardware has been upgraded to include the biggest and best names in the business. You'll find names you can trust such as Lewmar®, Spinlock®, Harken®, ProFurl®, Whitlock® and Schaffer® aboard the new Hunter line.



4

## Genuine Corian® Countertops

Genuine Corian® countertops are utilized throughout the entire Hunter keelboat line. This durable, yet beautiful material will hold its serviceability and luster for years to come.



5

## Heavy Duty Rubrails

A new high-density vinyl rubrail is now being wrapped 360 degrees around the boats for added protection. A standard stainless steel insert also enhances the protection as well as the beauty.

**CORIAN®**  
SOLID SURFACES

HUNTER  
326

**HKT**  
HUNTER KEVLAR  
TECHNOLOGY

6

## Hunter Kevlar® Technology

Hunter adds the extra strength, but not the weight where you need it most. From the stern to the keel sump, Hunter has added a Kevlar® laminate to give you added protection against collisions. This is the most likely area for damage or penetration and Hunter provides an extra level of security.



7

## Stainless Steel Arches

When Hunter first introduced the arch a few years ago, the skeptics were all against it. Today, many of those are now offering arches of their own. There is no question – the arch is a real asset. By placing the traveler up top, it keeps the cockpit clear and safe. As an attachment point for a bimini, it makes a clean installation. The arch is also perfect for stereo speakers and cockpit lights.





### B&R Rigs

Again, another Hunter innovation that has now been time-proven to be one of the strongest and easiest to sail rigs ever designed. By incorporating sweptback spreaders and a pre-bend in the mast, the need for a backstay has been eliminated. This allows for a fuller roach main that provides more power in an easy to tame mainsail. With the big main, the jib can be smaller and easier to handle as well. Power without perspiration!

8

### Antimonious Lead Keels

At Hunter Marine only real hardened lead keels are attached with stainless steel keelbolts. This is obviously more expensive than iron keels and mild steel bolts, but when it comes to performance, safety and maintenance, it's the only way to go.

9

### Through-Bolted Hull to Deck Joints

Superb strength and integrity are achieved with a through-bolted hull to deck joint. The outward turned flanges of the deck and hull are first shaped for an exact fit. Then, 3M 5200 sealant is evenly spread onto the joint prior to the lowering of the deck. The joint is then clamped together and through-bolted around the entire deck. An extra shot of epoxy is also laid down at the chainplates. Now, that's strength!

10

### Extensive Dealer Network

No matter where in the world you decide to purchase and cruise your Hunter sailboat, our extensive dealer network is trained to be responsive to your needs. An exclusive dealer intranet is in place to keep us in constant communication with them. Whether you need a small part sent or a large question answered, we are always online. As we continue to expand both our product line and distribution channels, you can be sure we will be there for you.

11

### Modular Interior Construction

By building the interior outside the boat, Hunter can reduce labor costs and increase quality because of excellent accessibility. The interior is then bonded into the hull to make a true unibody structure.

12

### MaxGuard™ and Microban® Gelcoats


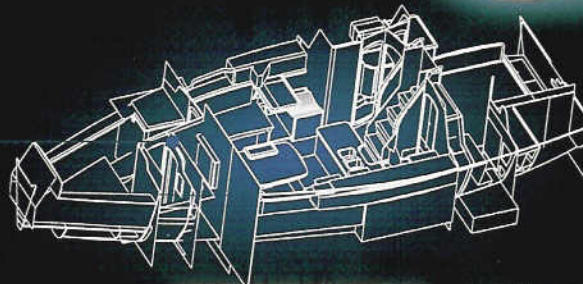

Hunter decks are built with MaxGuard gelcoat. This eliminates any yellowing and reduces crazing and fading. Heads and showers are laminated with Microban, a special antibacterial gelcoat to protect you and your family. They cost us a bit more, but it's worth it!

13

### Upscale Entertainment Systems

Hunter now offers flat screen TVs and Bose® audio systems. Some competitors believe "roughing it is all right", but at Hunter we believe your comfort is more important. Enjoy the best in video and audio — you deserve it!

14



MAXGUARD® LE



SHARP

BOSE



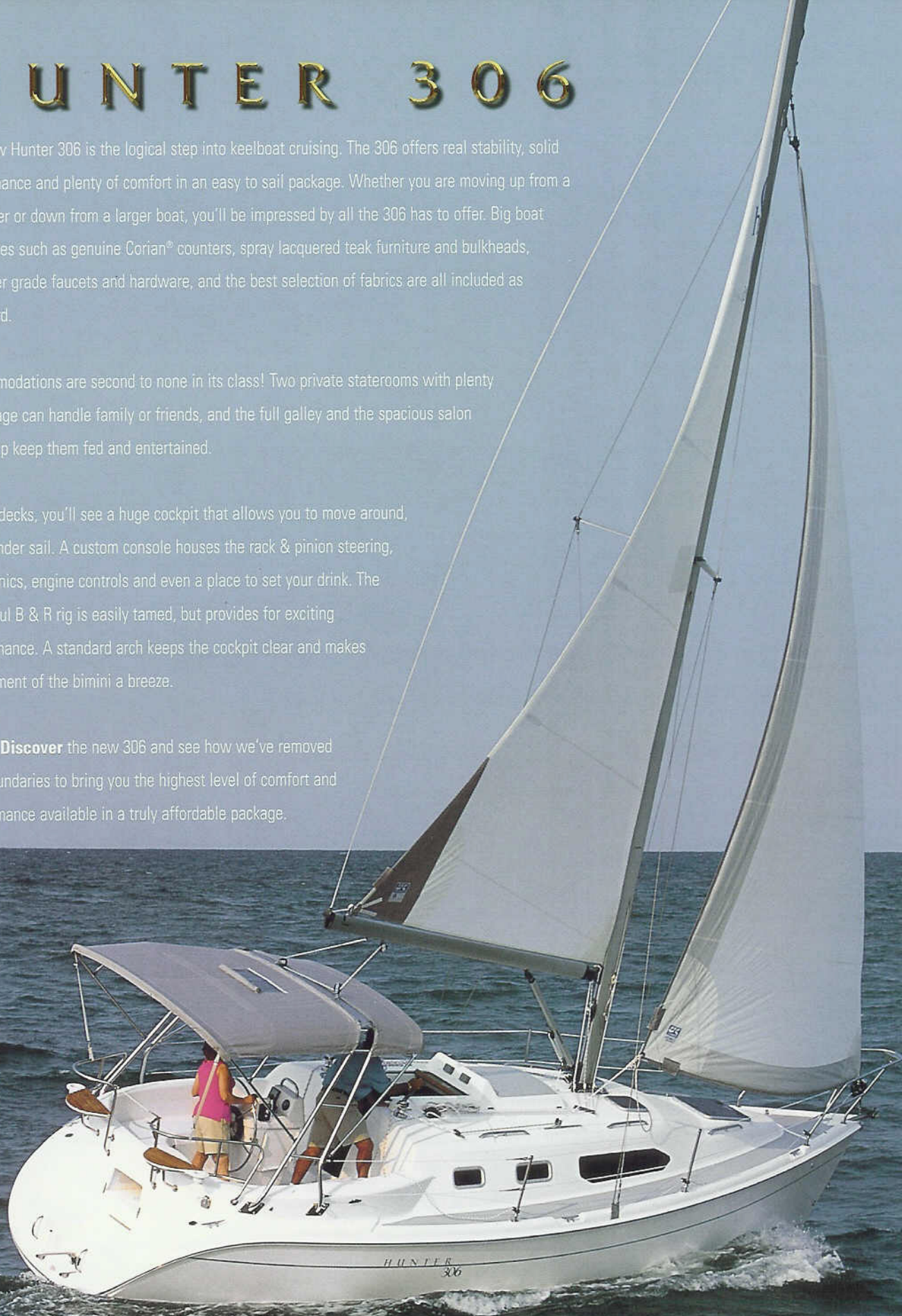
# HUNTER 306

The new Hunter 306 is the logical step into keelboat cruising. The 306 offers real stability, solid performance and plenty of comfort in an easy to sail package. Whether you are moving up from a daysailer or down from a larger boat, you'll be impressed by all the 306 has to offer. Big boat amenities such as genuine Corian® counters, spray lacquered teak furniture and bulkheads, designer grade faucets and hardware, and the best selection of fabrics are all included as standard.

Accommodations are second to none in its class! Two private staterooms with plenty of storage can handle family or friends, and the full galley and the spacious salon will help keep them fed and entertained.

Above decks, you'll see a huge cockpit that allows you to move around, even under sail. A custom console houses the rack & pinion steering, electronics, engine controls and even a place to set your drink. The powerful B & R rig is easily tamed, but provides for exciting performance. A standard arch keeps the cockpit clear and makes attachment of the bimini a breeze.



Come, **Discover** the new 306 and see how we've removed the boundaries to bring you the highest level of comfort and performance available in a truly affordable package.







Hunter's trademark walk-through transom makes boarding safe and easy from the dock or from the water. A retractable swim ladder and transom shower make swimming and diving a pleasure.



- ▲ ABOVE — The 306 cockpit is wide and comfortable for sailing and entertaining. It even allows for the standard custom console with drink holders.
- ◀ ABOVE LEFT — Your crew and guests alike will love the view from these sturdy, integrated taffrail seats.
- ◀ BELOW LEFT — The foredeck anchor well is deep and self-draining, providing for plenty of rode and chain.











- ▲ The 306 features a full nav station — you'll be plotting your courses in comfort.
- ◀ The complete, functional galley will please captain and crew alike, and also includes top-loading icebox, large sink, and plenty of storage. The gently curved fiddles double as handholds, providing extra security, even in a seaway.
- ▼ The aft master berth is wide and comfortable. Plenty of storage and privacy await you.



▲ Forward, a private, spacious V-berth will please family and friends. Natural light, good ventilation and convenient storage are abundant.

▲ With a stand-up shower and generous storage, the head is large and easy to maintain.

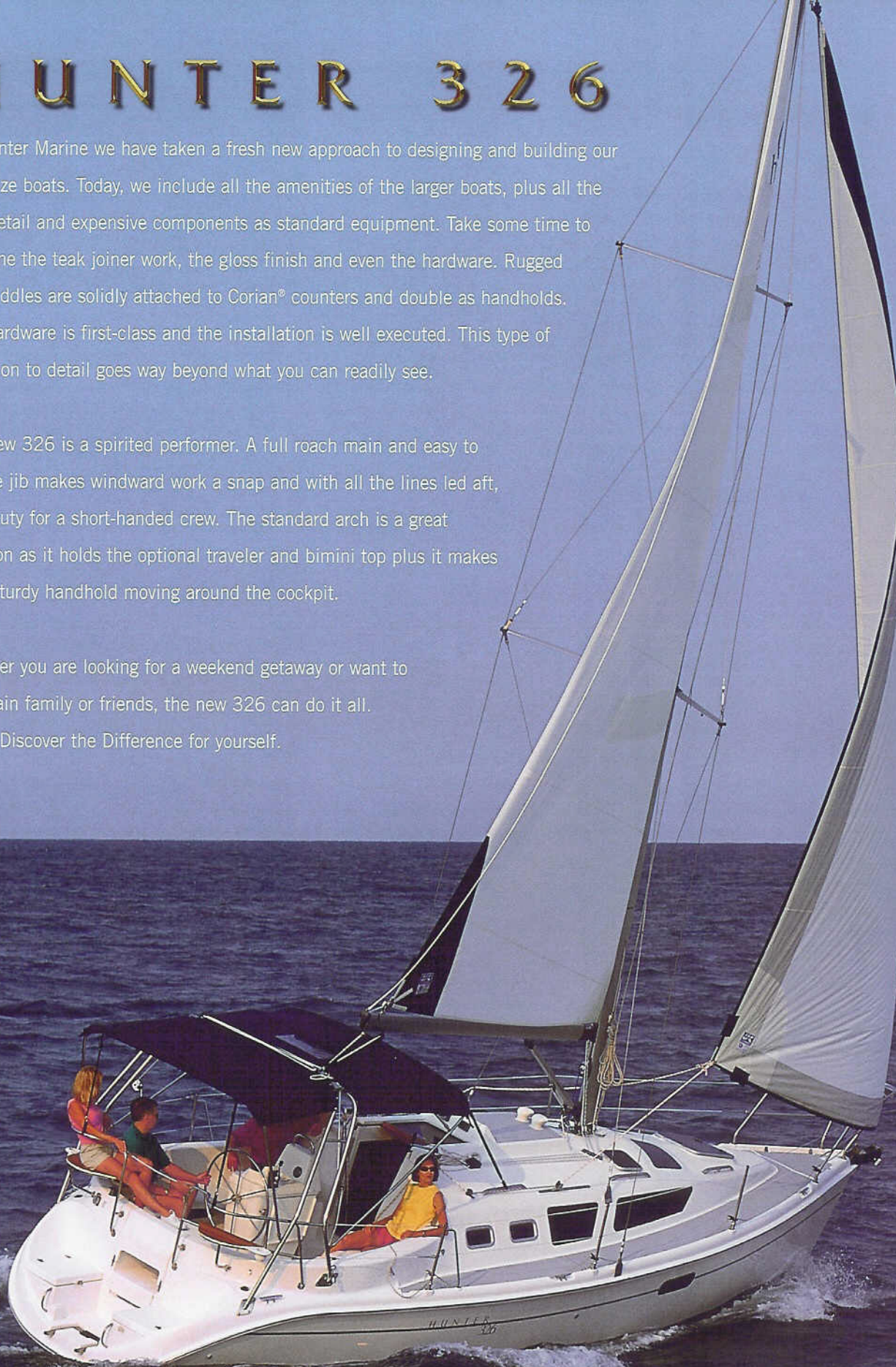


# HUNTER 326

At Hunter Marine we have taken a fresh new approach to designing and building our mid-size boats. Today, we include all the amenities of the larger boats, plus all the fine detail and expensive components as standard equipment. Take some time to examine the teak joiner work, the gloss finish and even the hardware. Rugged teak fiddles are solidly attached to Corian® counters and double as handholds. The hardware is first-class and the installation is well executed. This type of attention to detail goes way beyond what you can readily see.

The new 326 is a spirited performer. A full roach main and easy to handle jib makes windward work a snap and with all the lines led aft, easy duty for a short-handed crew. The standard arch is a great addition as it holds the optional traveler and bimini top plus it makes for a sturdy handhold moving around the cockpit.

Whether you are looking for a weekend getaway or want to entertain family or friends, the new 326 can do it all. Come Discover the Difference for yourself.







In the 326's roomy cockpit, a custom console provides added space for instruments and the drop leaf table is perfect for entertaining.

- ▼ Coaming wells keep the halyards and sheets neat and organized. All lines lead aft to the cockpit to make short-handed sailing easier.




- ▲ Swimming, diving, or just loading the tender is easy from the walkthrough transom and swim platform.

- ◀ Functioning integrally with Hunter's arch, the optional traveller keeps the mainsheet up and out of the way, keeping the cockpit clean and uncluttered.









◀ The nav station provides a full-size working area for your charts and plenty of room for your electronics.

◀ Galleys like this are usually found on 36-footers. Removable trash bin, large stainless steel sink, two-burner range, microwave and a deep icebox are all at hand. Stowage is both above and below the genuine Corian® countertops.

▼ Headroom in the master stateroom is excellent. The queen-size berth is accompanied by two hanging lockers and plenty of additional storage.



Forward, the ▶ guest stateroom is totally private and will hold all the gear your family or friends would need.



Corian® counters and easily-maintained surfaces make this large ▶ head easy to use with the standard hot shower and marine head.



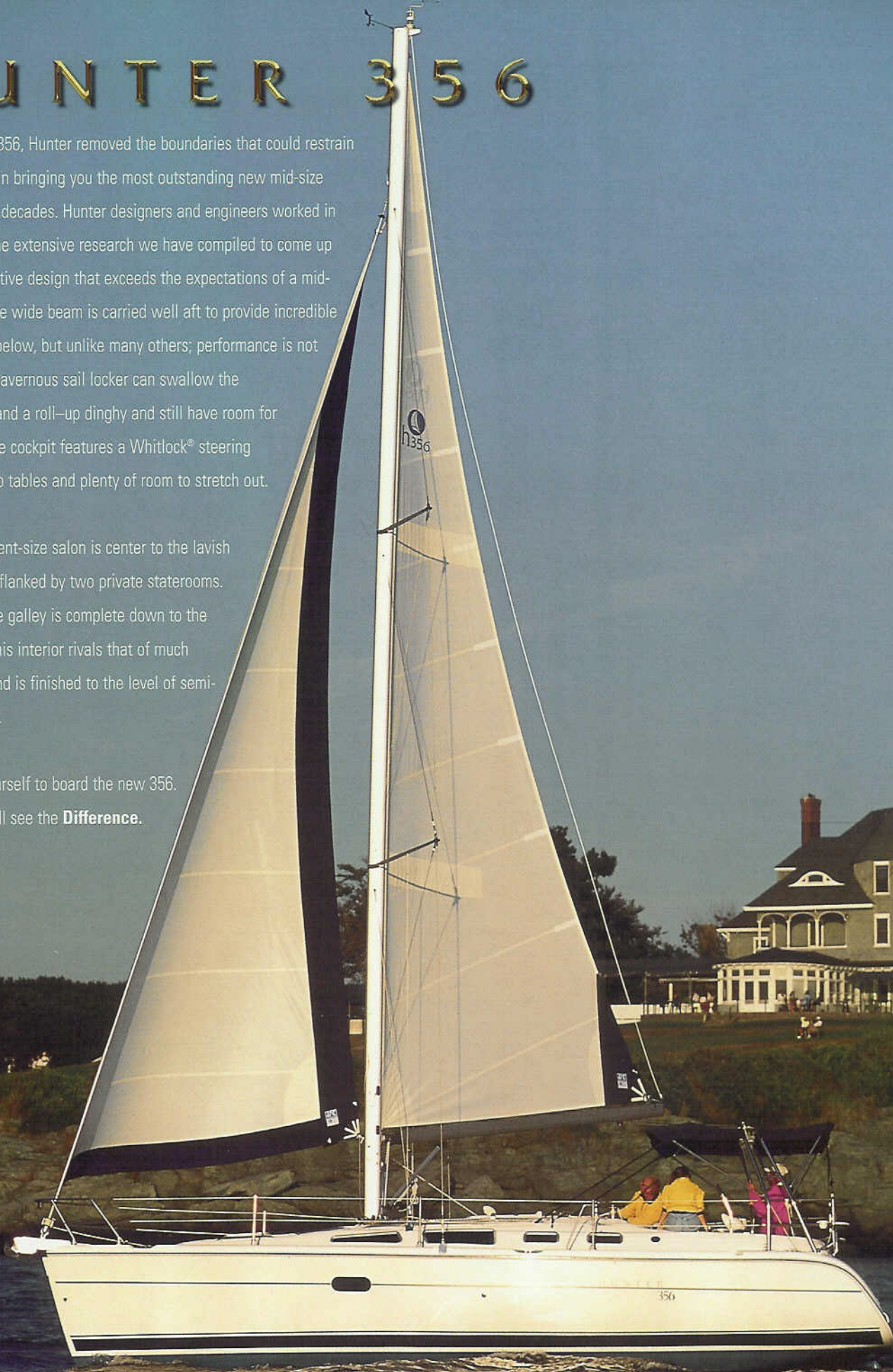


# HUNTER 356

With the new 356, Hunter removed the boundaries that could restrain other builders in bringing you the most outstanding new mid-size introduction in decades. Hunter designers and engineers worked in concert with the extensive research we have compiled to come up with an innovative design that exceeds the expectations of a mid-size cruiser. The wide beam is carried well aft to provide incredible spaciousness below, but unlike many others; performance is not sacrificed. A cavernous sail locker can swallow the asymmetrical and a roll-up dinghy and still have room for more. The large cockpit features a Whitlock® steering system, fold-up tables and plenty of room to stretch out.

An entertainment-size salon is center to the lavish interior and is flanked by two private staterooms. The full service galley is complete down to the dinnerware. This interior rivals that of much larger boats and is finished to the level of semi-custom yachts.

You owe it yourself to board the new 356.  
We know you'll see the **Difference.**









HUNTER  
356

- ▲ The wide, walk-through transom contains two large storage bins and a telescoping swim ladder. The helm seat is hinged to drop down as a boarding step making coming aboard safe and easy.

Top of the line Whitlock® steering, ► folding table and plenty of room make this a comfortable cockpit.

- ▼ The anchor locker is deep and self-draining. It also allows to you to deploy and retrieve two anchors using the optional windlass with capstan and chain gypsy. Fast deck access to the free-fall control of the windlass adds a bit of safety.



- ▲ The standard stainless arch keeps everything up and out of the way, plus it makes a great attachment point for the traveler and bimini. It can even house stereo speakers and cockpit lighting.










◀ Double stainless steel sinks, dual burner propane stove and twin access icebox are all surrounded in genuine Corian®. Storage is plentiful and easily accessed. Heavy teak fiddles double as handholds and we even hide the trash receptacle.

▼ Lots of room to lay out the courses and plenty of space to house the electronics.



The extra beam of the 356 ▶ is truly evident in the aft stateroom. Wide and very comfortable; you'd think you are in a much larger boat.



Privacy, storage and comfort; ▶ your friends may never want to leave! Abundant natural light and good ventilation in the forward stateroom will please them all.

◀ A separate compartment houses the MSD and the shower from the Corian®-covered vanity. Clean up is simple and fast with the fiberglass liner.





306



326



## SPECIFICATIONS


<b>Length Overall</b>	29'11" .....	9.12 m
<b>Hull Length</b>	28'7" .....	8.71 m
<b>Waterline Length</b>	26'11" .....	8.19 m
<b>Beam</b>	10'9" .....	3.28 m
<b>Draft (Shoal)</b>	3'10" .....	1.17 m
<b>Draft (Deep)</b>	5'4" .....	1.63 m
<b>Displacement</b>	7,150 lb .....	3,246 kg
<b>Ballast</b>	2,550 lb .....	1,158 kg
<b>Mast Height</b>	42'6" .....	12.95 m
<b>Sail Area (actual)</b>	400 ft <sup>2</sup> .....	37.16 m <sup>2</sup>
<b>I</b>	32'0" .....	9.75 m
<b>J</b>	11'0" .....	3.35 m
<b>P</b>	29'1" .....	8.86 m
<b>E</b>	12'0" .....	3.66 m
<b>Headroom</b>	6'2" .....	1.88 m
<b>Fuel Capacity</b>	20 gal .....	76 L
<b>Water Capacity</b>	40 gal .....	151 L
<b>Holding Tank Capacity</b>	20 gal .....	76 L
<b>Water Heater</b>	6 gal .....	23 l
<b>Aux Power (Yanmar)</b>	18 HP .....	13.3 KW
<b>CE Classification</b>	B	

<b>Length Overall</b>	31'11" .....	9.73 m
<b>Hull Length</b>	30'10" .....	9.41 m
<b>Waterline Length</b>	28'4" .....	8.64 m
<b>Beam</b>	10'10" .....	3.30 m
<b>Draft (Shoal)</b>	4'4" .....	1.32 m
<b>Draft (Deep)</b>	5'10" .....	1.78 m
<b>Displacement</b>	8,300 lb .....	3,768 kg
<b>Ballast</b>	3,200 lb .....	1,453 kg
<b>Mast Height</b>	46'9" .....	14.25 m
<b>Sail Area (actual)</b>	540 ft <sup>2</sup> .....	50.25 m <sup>2</sup>
<b>I</b>	36'10" .....	11.23 m
<b>J</b>	12'0" .....	3.66 m
<b>P</b>	34'4" .....	10.46 m
<b>E</b>	12'7" .....	3.83 m
<b>Headroom</b>	6'4" .....	1.93 m
<b>Fuel Capacity</b>	28 gal .....	106 L
<b>Water Capacity</b>	50 gal .....	190 L
<b>Holding Tank Capacity</b>	24 gal .....	90 L
<b>Water Heater</b>	6 gal .....	23 l
<b>Aux Power (Yanmar)</b>	18 HP .....	13.3 KW
<b>CE Classification</b>	A	

All measurements are approximate.



3 5 6



No matter what  
you want to do,  
we have the right  
boat for you.

Length Overall	35'6".....	10.82 m
Hull Length	34'6".....	10.56 m
Waterline Length	30'7".....	9.32 m
Beam	12'0".....	3.66 m
Draft (Shoal)	5'0".....	1.52 m
Draft (Deep)	6'5".....	1.96 m
Displacement	13,900 lb.....	6,318 kg
Ballast (Shoal)	5,064 lb.....	2,302 kg
Ballast (Deep)	5,023 lb.....	2,283 kg
Mast Height	55'3".....	16.84 m
Sail Area (actual)	721 ft <sup>2</sup> .....	66.98 m <sup>2</sup>
I	44'10".....	13.66 m
J	13'2".....	4.01 m
P	44'11".....	13.70 m
E (Standard)	15'0".....	4.57 m
Headroom	6'5".....	1.96 m
Fuel Capacity	38 gal.....	144 L
Water Capacity	75 gal.....	284 L
Holding Tank Capacity	30 gal.....	114 L
Water Heater	6 gal.....	23 l
Aux Power (Yanmar)	27 HP.....	20.1 KW
CE Classification	A	



306

**RIGGING**

Anodized Fractional Rig w/Support Struts  
 Boom Vang  
 110% Furling Genoa  
 Furling System  
 Inboard Jib Track w/Cars  
 Internal Halyards Led to Cockpit  
 Large Roach Mainsail w/Flaking System  
 Mainsail Cover  
 Mainsheet on Arch  
 (2) Sets Triple Line Stoppers and Organizers  
 Single Line Reefing System  
 (2) Single Speed Self-Tailing Winches  
 Windex® Wind Vane

**DECK/HULL**

Anchor Well w/Space for Windlass  
 (3) Cockpit/Transom Storage Lockers  
 (4) Dock Cleats  
 Double Lifelines  
 (3) Fixed Hull Ports  
 Hot/Cold Transom Shower  
 Integrated Swim Platform  
 One Piece Continuous Rub Rail  
 w/Stainless Steel Insert  
 (3) Opening Hatches w/Screens  
 (4) Opening Ports w/Screens  
 Shoal Keel  
 (2) Spring Cleats  
 Stainless Arch w/Mainsheet  
 Stainless Bow Pulpit  
 Stainless Steel or Teak Handrails  
 Stainless Steel Telescoping Swim Ladder  
 Stainless Stem Fitting w/Anchor Roller  
 Stainless Stern Rail with Seats  
 Through-Bolted Hull/Deck Joint  
 Two-Tone Non-Skid Deck

**COCKPIT**

Halyard Stowage Wells  
 Hinging Helmsman Seat  
 Integrated Wheel Console Includes:  
 Folding Cockpit Table, S/S Guard,  
 Drink Holders, Lighted Compass,  
 Storage and Single Lever  
 Engine Control  
 Manual Bilge Pump  
 Walk-Through Transom  
 Wrap-Around Coamings

**ELECTRICAL**

AC/DC Switch Panel  
 Cabin Lighting  
 Dockside Power w/Cord  
 Dual 12v Battery Switch  
 Electric Automatic Bilge Pump  
 Multiple AC Outlets in Cabin  
 Running Lights w/Steaming and Anchor Light

**CABIN**

Chart Table  
 Designer Curtains  
 Dinette Converts to Double Berth  
 Fully Enclosed Head w/Shower  
 20 Gal. (76 L) Holding Tank  
 (2) Hanging Lockers  
 Hardwood Cabin Sole  
 Hot/Cold Pressure Water  
 Molded Vanity w/Mirror  
 Private Aft Cabin  
 Private Forward Cabin  
 Selected Hardwood Trim

**GALLEY**

40 Gal. (151 L) Freshwater Capacity  
 Icebox  
 Hot/Cold Pressure Water  
 Stainless Steel Sink  
 Two Burner, LPG Stove

**GENERAL SAFETY GROUP**

Anchor and Line  
 Emergency Tiller  
 (2) Fire Extinguishers  
 Handheld Flares  
 (4) Life Jackets  
 Throwable Device  
 U.S. Sailing's *Basic Cruising Manual*

**OPTIONAL EQUIPMENT**

Accord Window Shades  
 Air Conditioning  
 Aluminum Boom Vang  
 Arch-mounted Bimini System — Blue  
 Autopilot  
 Battery Charger - 30 Amp  
 2 Burner Gimbale LPG Stove w/Oven  
 Cockpit Cushions  
 Cruising Spinnaker Gear  
 Deep Keel  
 Electric Anchor Windlass  
 In-Mast Furling System  
 Mast Raising System  
 Microwave  
 RayMarine® ST40 Digital Depthsounder w/Alarm  
 RayMarine® ST40 Digital Knotmeter w/Log  
 RayMarine® GPS  
 RayMarine® VHF Radio w/Stainless Steel Antenna  
 RayMarine® Wind Machine  
 12V Refrigeration System  
 Spinnaker Winches  
 Stereo w/CD  
 Stereo w/5CD Changer  
 Traveller on Arch

326

**RIGGING**

Anodized Fractional Rig w/Support Struts  
 Boom Vang  
 110% Furling Genoa  
 Furling System  
 Inboard Jib Track w/Cars  
 Internal Halyards Led to Cockpit  
 Large Roach Mainsail w/Flaking System  
 Mainsail Cover  
 Mainsheet on Arch  
 (2) Sets Triple Line Stoppers and Organizers  
 Single Line Reefing System  
 (1) Single Speed Self-Tailing Winch  
 (1) Two Speed Self-Tailing Winch  
 Windex® Wind Vane

**DECK/HULL**

Anchor Well w/Space for Windlass  
 (5) Cockpit/Transom Storage Lockers  
 (4) Dock Cleats  
 (2) Dorade Vents  
 Double Lifelines  
 (3) Fixed Hull Ports  
 Integrated Swim Platform  
 One Piece Continuous Rub Rail  
 w/Stainless Steel Insert  
 (3) Opening Hatches w/Screens  
 (4) Opening Ports w/Screens  
 Shoal Keel  
 (2) Spring Cleats  
 Stainless Arch w/Mainsheet  
 Stainless Bow Pulpit  
 Stainless Steel or Teak Handrails  
 Stainless Stem Fitting w/Anchor Roller  
 Stainless Stern Rail with Seats  
 Stainless Telescoping Swim Ladder  
 Through-Bolted Hull/Deck Joint  
 Two-Tone Non-Skid Deck  
 Windshield

**COCKPIT**

Halyard Stowage Wells  
 Hinging Helmsman Seat  
 Hot/Cold Cockpit Shower  
 Integrated Wheel Console Includes:  
 Folding Cockpit Table, S/S Guard,  
 Drink Holders, Lighted Compass, Storage  
 and Single Lever Engine Control  
 Manual Bilge Pump  
 Walk-Through Transom  
 Wrap-Around Coamings

**ELECTRONICS**

RayMarine® ST40 Digital Depthsounder with Alarm  
 RayMarine® ST40 Digital Knotmeter with Log  
 RayMarine® VHF Radio w/Stainless Antenna



## Hunter Cruise PAC®

While everyone else was complaining about the high cost of marine hardware and accessories, Hunter was doing something about it. The Hunter Cruise Pac® was developed to make all the accessories and hardware you need standard equipment. We buy top-quality gear in very large quantities. The result? Equally large savings. The Hunter Cruise Pac® isn't just sails, winches, and running rigging – it's things like galley appliances, anchors, fire extinguishers, running lights, life jackets – even a copy of US Sailing's *Basic Cruising Manual*. We invite you to compare the Standard Equipment list below with that of any other manufacturer. You'll discover that Hunter is making the difference for you with more – and better gear. For less.

# 3 5 6

### ELECTRICAL

AC/DC Switch Panel  
Battery Charger  
Cabin Lighting  
Dockside Power w/Cord  
Dual 12v Battery Switch  
Electric Automatic Bilge Pump  
Multiple AC Outlets in Cabin  
Running Lights w/Steaming and Anchor Light  
Tank Monitors

### CABIN

Chart Table  
Designer Curtains  
Dinette Converts to Double Berth  
Fully Enclosed Head w/Shower  
24 Gal. (90 L) Holding Tank  
(2) Hanging Lockers  
Hot/Cold Pressure Water  
Hardwood Cabin Sole  
Molded Vanity w/Corian® Top and Mirror  
Private Aft Cabin  
Private Forward Cabin  
Selected Hardwood Trim

### GALLEY

Built-In Trash Receptacle  
50 Gal. (190 L) Freshwater Capacity  
Hot/Cold Pressure Water  
Icebox  
Microwave  
Stainless Steel Sink  
Two Burner, LPG Stove

### GENERAL SAFETY GROUP

Anchor and Line  
Emergency Tiller  
(2) Fire Extinguishers  
Handheld Flares  
(4) Life Jackets  
Throwable Device  
U.S. Sailing's *Basic Cruising Manual*

### OPTIONAL EQUIPMENT

Accord Window Shades  
Air Conditioning  
Arch-Mounted Bimini System — Blue  
2 Burner Gimbaleed LPG Stove w/Oven  
Cockpit Cushions  
Cruising Spinnaker Gear  
Deep Keel  
Electric Anchor Windlass  
In-Mast Furling  
Traveler on Arch  
Nav Station Instrument Cabinet  
RayMarine® Autohelm® 4000 Autopilot  
RayMarine® Autohelm® GPS  
RayMarine® Autohelm® WindMachine  
Refrigeration  
Spinnaker Winches  
Stainless Steel Deck Handrails  
Stereo w/CD  
Stereo w/5CD Changer

### RIGGING

Anodized Fractional Rig w/Support Struts  
Boom Vang  
110% Furling Genoa  
Furling System  
Inboard Jib Track w/Cars  
Internal Halyards Led to Cockpit  
Large Roach Mainsail w/Flaking System  
Mainsail Cover  
Mainsheet on Arch  
(2) Sets Triple Line Stoppers and Organizers  
Single Line Reefing System  
(2) Single Speed Self-Tailing Winches  
(2) Two Speed Self-Tailing Winches  
Windex® Wind Vane

### DECK/HULL

Anchor Well w/Space for Windlass  
(5) Cockpit/Transom Storage Lockers  
(4) Dock Cleats  
Double Lifelines  
(1) Dorade Vent  
(3) Fixed Hull Ports  
Integrated Swim Platform  
One Piece Continuous Rub Rail  
w/Stainless Steel Insert  
(3) Opening Hatches w/Screens  
(4) Opening Ports w/Screens  
Shoal Keel  
(2) Spring Cleats  
Stainless Arch w/Mainsheet  
Stainless Bow Pulpit  
Stainless Steel or Teak Handrails  
Stainless Stem Fitting w/Anchor Roller  
Stainless Stern Rail with Seats  
Stainless Telescoping Swim Ladder  
Through-Bolted Hull/Deck Joint  
Two-Tone Non-Skid Deck  
Windshield

### COCKPIT

Halyard Stowage Wells  
Hinging Helmsman Seat  
Hot/Cold Cockpit Shower  
Manual Bilge Pump  
Walk-Through Transom  
Wheel Console Includes:  
Folding Cockpit Table, S/S Guard,  
Drink Holders, Lighted Compass  
and Single Lever Engine Control  
Wrap-Around Coamings

### ELECTRONICS

RayMarine® VHF Radio w/Stainless Antenna  
RayMarine® ST40 Digital Depthsounder with Alarm  
RayMarine® ST40 Digital Knotmeter with Log

### ELECTRICAL

AC/DC Switch Panel  
Battery Charger  
Cabin Lighting  
Dockside Power w/Cord  
Dual 12v Battery Switch  
Electric Automatic Bilge Pump  
Multiple AC Outlets in Cabin  
Running Lights w/Steaming & Anchor Light  
Tank Monitors

### CABIN

Chart Table  
Designer Curtains  
Dinette Converts to Double Berth  
Fully Enclosed Head w/Shower  
30 Gal. (114 L) Holding Tank  
(2) Hanging Lockers  
Hardwood Cabin Sole  
Hot/Cold Pressure Water  
Molded Vanity w/Corian® Top and Mirror  
Private Aft Cabin  
Private Forward Cabin  
Selected Hardwood Trim

### GALLEY

Built-in Trash Receptacle  
50 Gal. (284 L) Freshwater Capacity  
Hot/Cold Pressure Water  
Icebox  
Microwave  
Stainless Steel Sink  
Two Burner LPG Stove


### GENERAL SAFETY GROUP

Anchor and Line  
Emergency Tiller  
(2) Fire Extinguishers  
Handheld Flares  
(4) Life Jackets  
Throwable Device  
U.S. Sailing's *Basic Cruising Manual*

### OPTIONAL EQUIPMENT

Accord Window Shades  
Air Conditioning  
Arch-Mounted Bimini System — Blue  
2 Burner Gimbaleed LPG Stove w/Oven  
Cockpit Cushions  
Cruising Spinnaker Gear  
Deep Keel  
Electric Anchor Windlass  
Generator  
In-Mast Furling  
Leather Interior Cushions  
Traveler on Arch  
RayMarine® Autohelm® 4000 Autopilot  
RayMarine® Autohelm® GPS  
RayMarine® Autohelm® WindMachine  
Refrigeration  
Spinnaker Winches  
Stainless Steel Deck Handrails  
Stereo w/CD  
Stereo w/5CD Changer






**HUNTER®**  
 MARINE CORPORATION  
 AN EMPLOYEE OWNERSHIP COMPANY  
 DISCOVER THE DIFFERENCE

Route 441 • Post Office Box 1030 • Alachua, Florida USA 32615  
 Phone (904) 462-3077 • FAX (904) 462-4077 • NATIONAL CUSTOMER HOTLINE U.S. 1-800-771-5556  
 www.huntermarine.com • e-mail: sales@huntermarine.com • customerservice@huntermarine.com

Hunter Marine reserves the right to modify or change, without notice, any materials, specifications, equipment and/or accessories. All measurements are approximate. Standard equipment may vary for products sold outside the United States. 9/02 - 12K

 Marine Industry Certified Manufacturer

 Certified

 Certified by National Marine Manufacturers' Association