

LEGEND

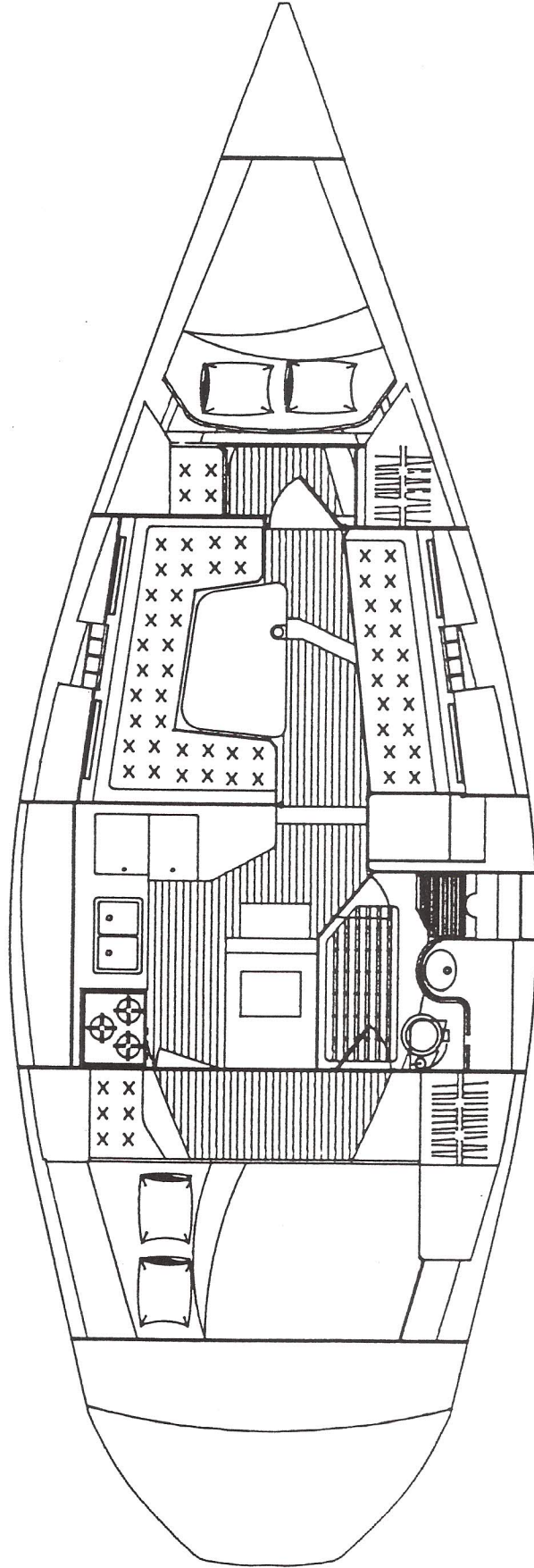
- ① WATER TANK FILL
- ② WATER TANK VENT
- ③ WATER TANK
- ④ WATER FILTER
- ⑤ WATER PUMP
- ⑥ HEAT EXCHANGER
- ⑦ ENGINE INTAKE
- ⑧ HEAD INTAKE
- ⑨ COCKPIT SHOWER
- BALL VALVE (ENGINE 1/2", HEAD 3/4")
- ▶ BRASS THRU HULL (ENGINE 1/2", HEAD 3/4")
- ⊗ ENGINE WATER FILTER

LINE TYPES

- 1/2" POLY COLD
- 1/2" POLY HOT
- 5/8" SHIELDFLEX
- 3/4" SHIELDVAC
- 1 1/2" SHIELDVAC

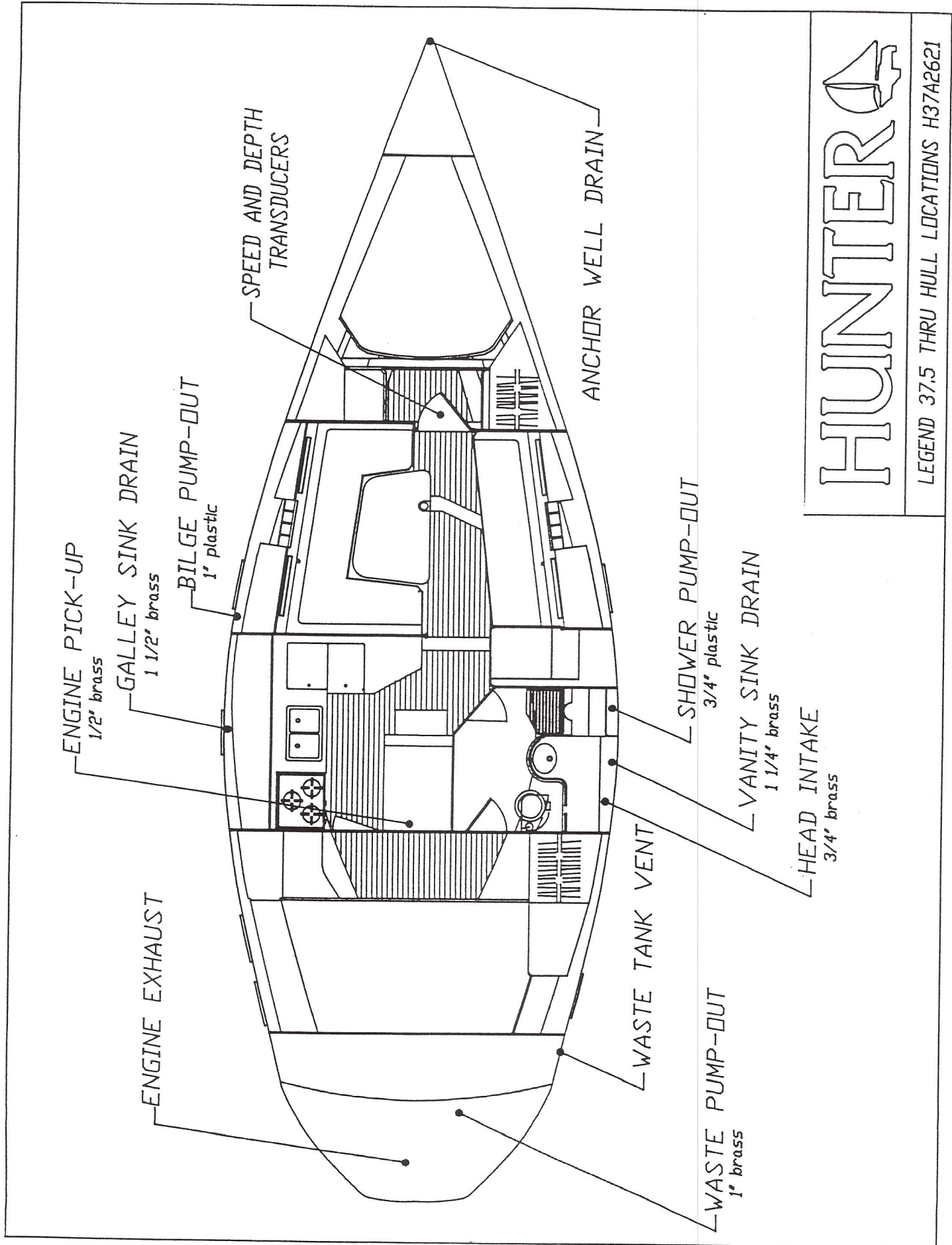
HUNTER

LEGEND 37.5 SUPPLY WATER SCHEMATIC H37A2625



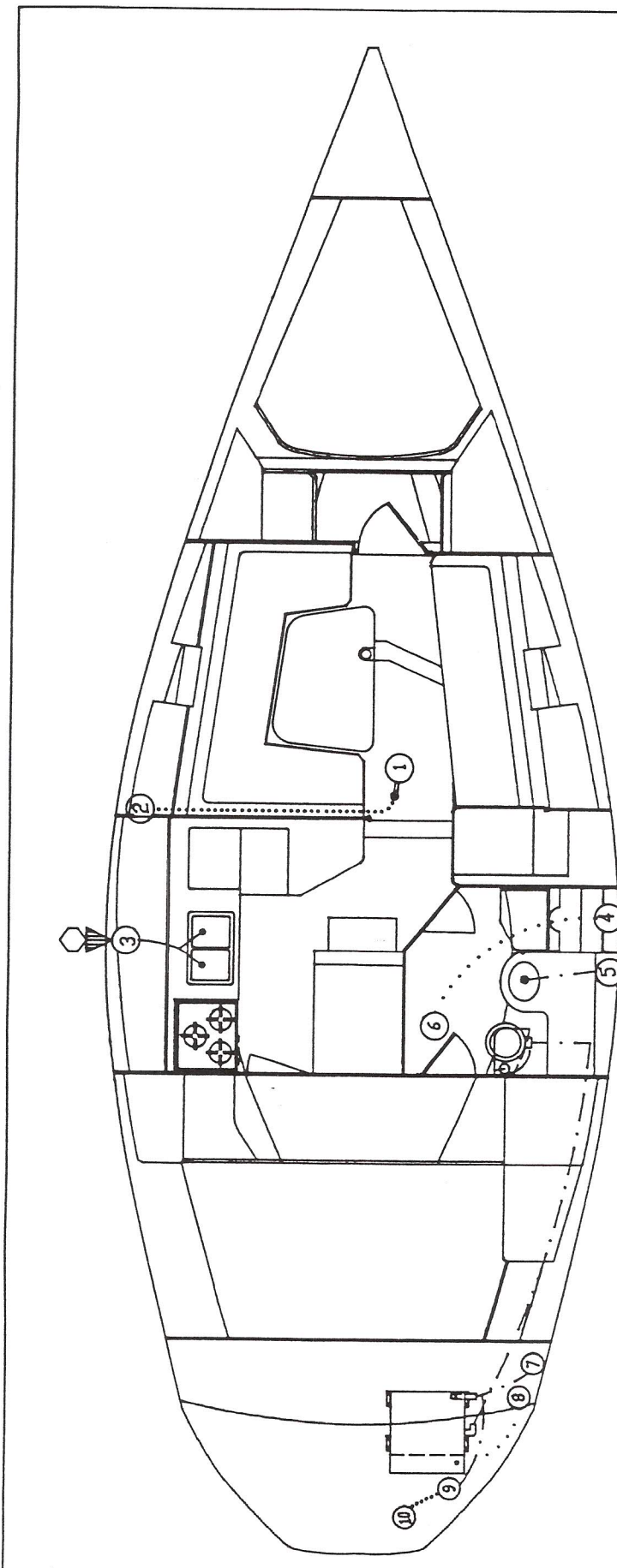
HUNTER 4

LEGEND 37.5 INTERIOR PLAN VIEW H37A2620



HUNTER

LEGEND 37.5 THRU HULL LOCATIONS H37A2621

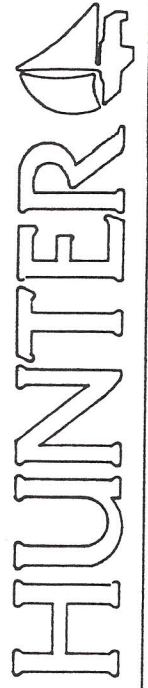


LEGEND

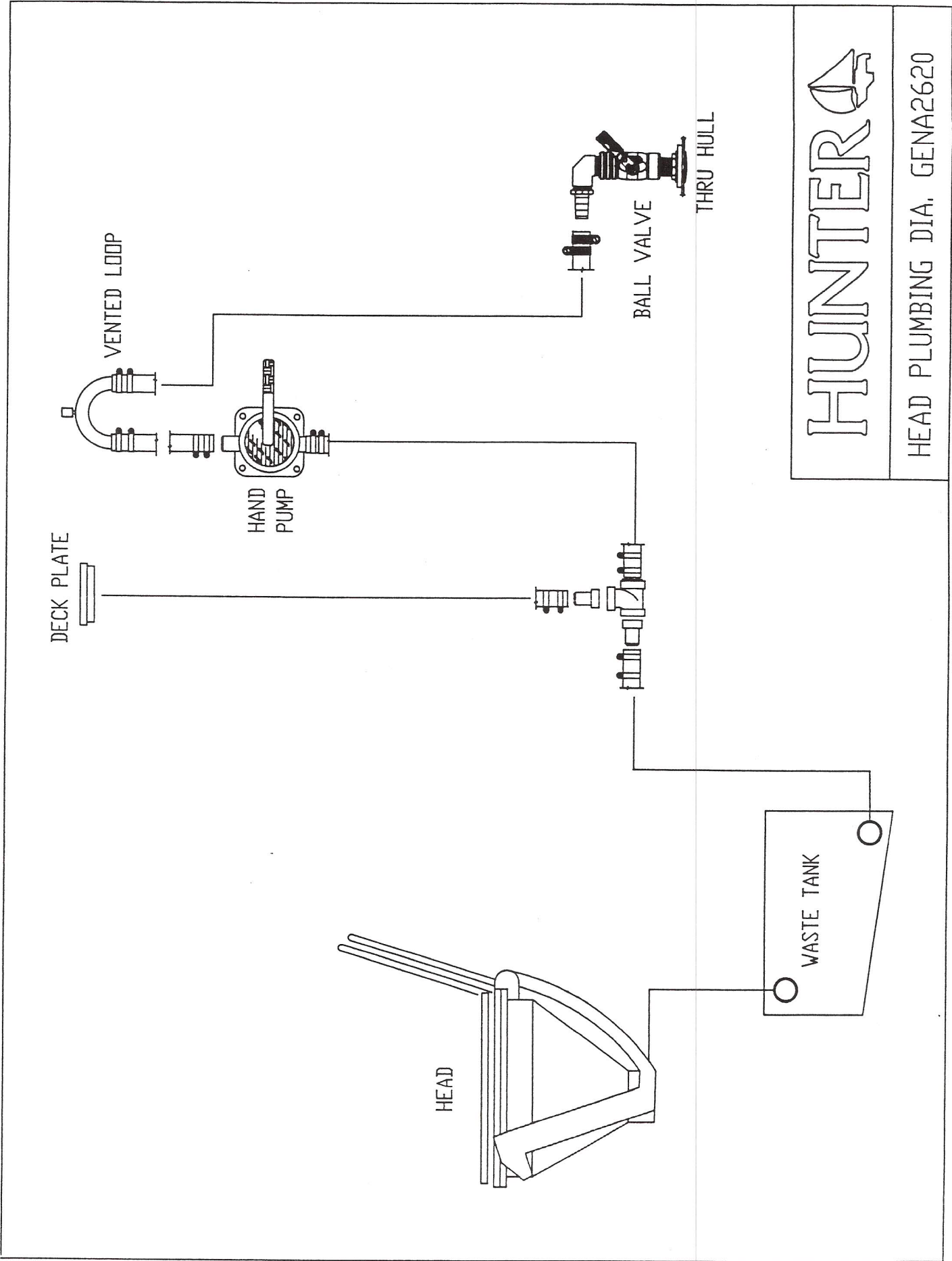
- ① KEEL SUMP BILGE PUMP
- ② KEEL SUMP PUMP-OUT THRU HULL
- ③ GALLEY SINK DRAIN THRU HULL
- ④ SHOWER SUMP PUMP-OUT THRU HULL
- ⑤ VANITY SINK DRAIN THRU HULL
- ⑥ SHOWER SUMP BILGE PUMP
- ⑦ DECK WASTE PUMP-OUT
- ⑧ WASTE VENT
- ⑨ MACERATOR
- ⑩ WASTE PUMP-OUT THRU HULL
- ▲ BRASS THRU HULL (GALLEY 1 1/2", VANITY 1 1/4")
- ◇ BALL VALVE (GALLEY 1 1/2", VANITY 1 1/4")

LINE TYPES

- 1 1/2" SHIELDVAC — · · · · ·
- 3/4" SHIELDVAC · · · · ·
- 1" SHIELDFLEX · · · · ·



LEGEND 37.5 WASTE WATER SYSTEM H37A2626

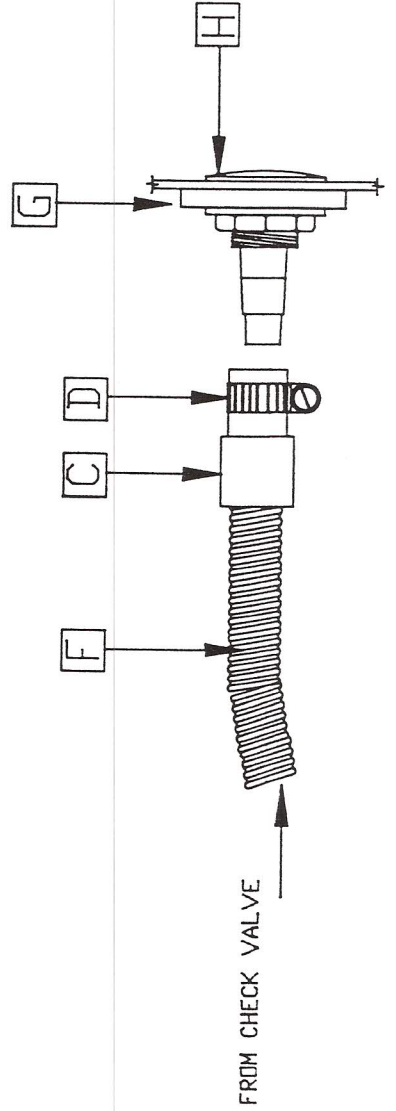
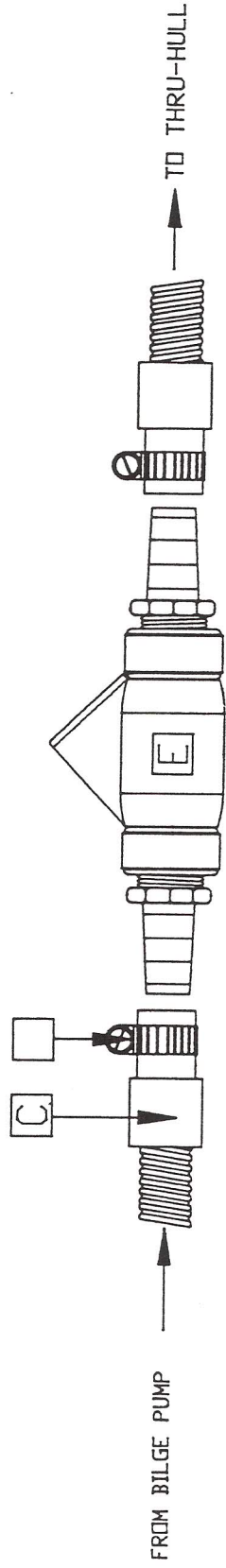
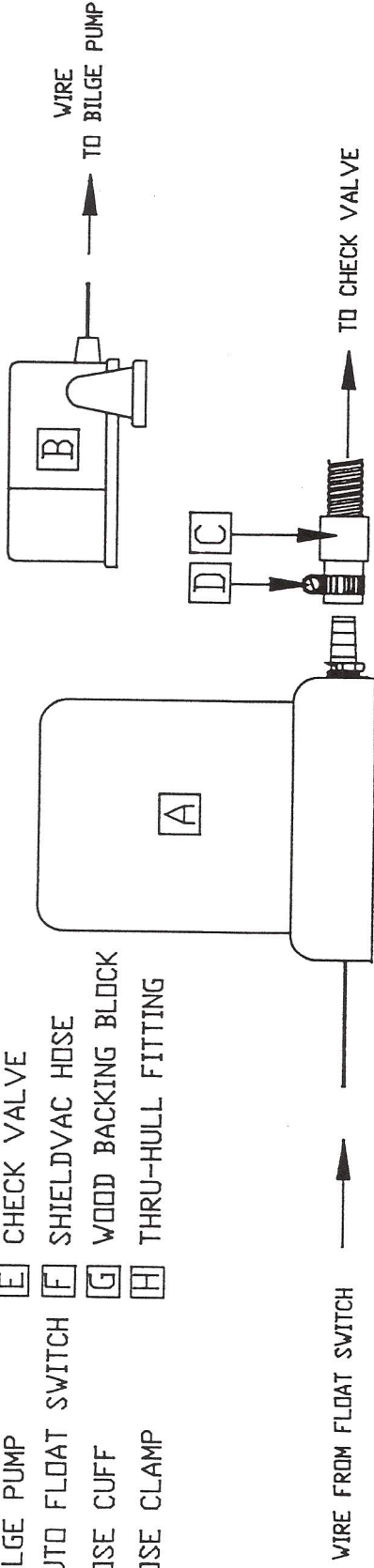


HUNTER

HEAD PLUMBING DIA. GENA2620

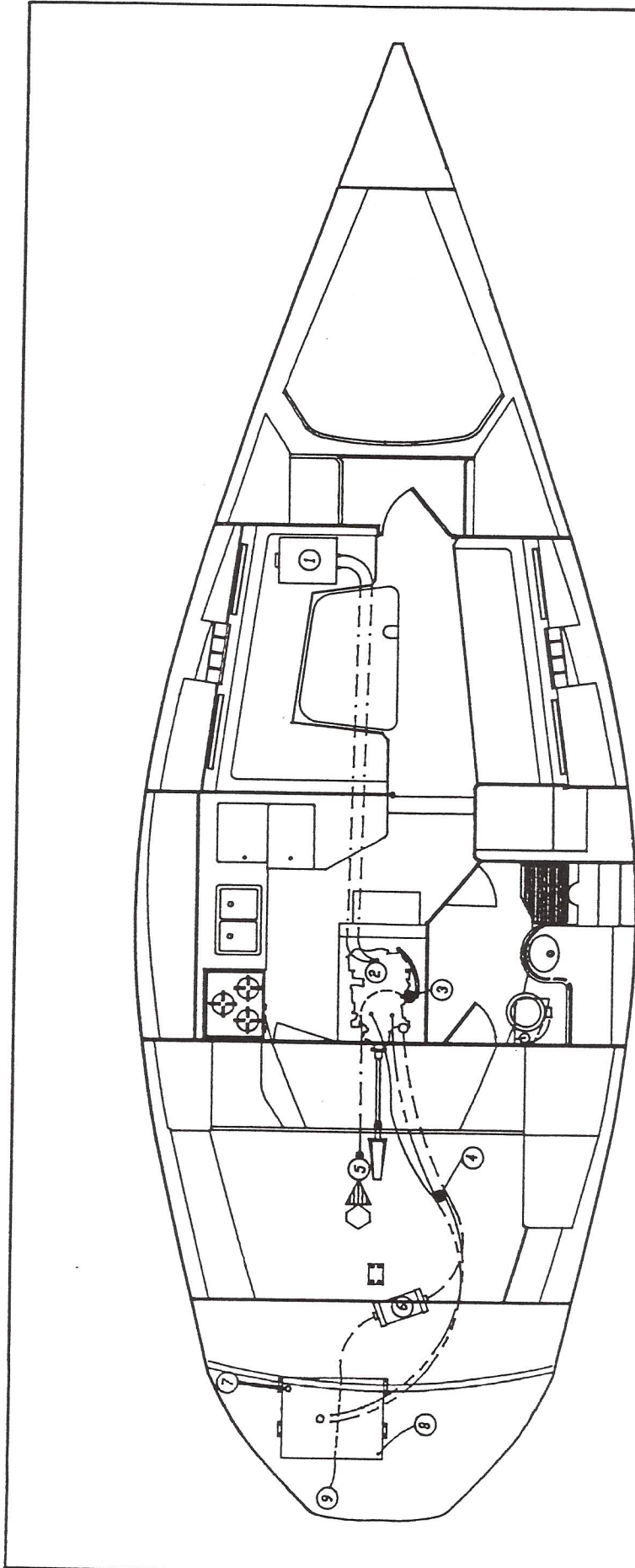
- [A] BILGE PUMP
- [B] AUTO FLOAT SWITCH
- [C] HOSE CUFF
- [D] HOSE CLAMP

- [E] CHECK VALVE
- [F] SHIELDVAC HOSE
- [G] WOOD BACKING BLOCK
- [H] THRU-HULL FITTING



HUNTER

AUTO BILGE PUMP LAYOUT GENA2613



LEGEND

- ① WATER HEATER
- ② HEAT EXCHANGER
- ③ WATER FILTER
- ④ FUEL FILTER
- ⑤ ENGINE INTAKE
- ⑥ MUFFLER
- ⑦ DECK FUEL FILL
- ⑧ COCKPIT FUEL VENT
- ⑨ MUFFLER EXHAUST
- ⬡ 1/2" BALL VALVE
- ▲ 1/2" BRASS THRU HULL

LINE TYPES

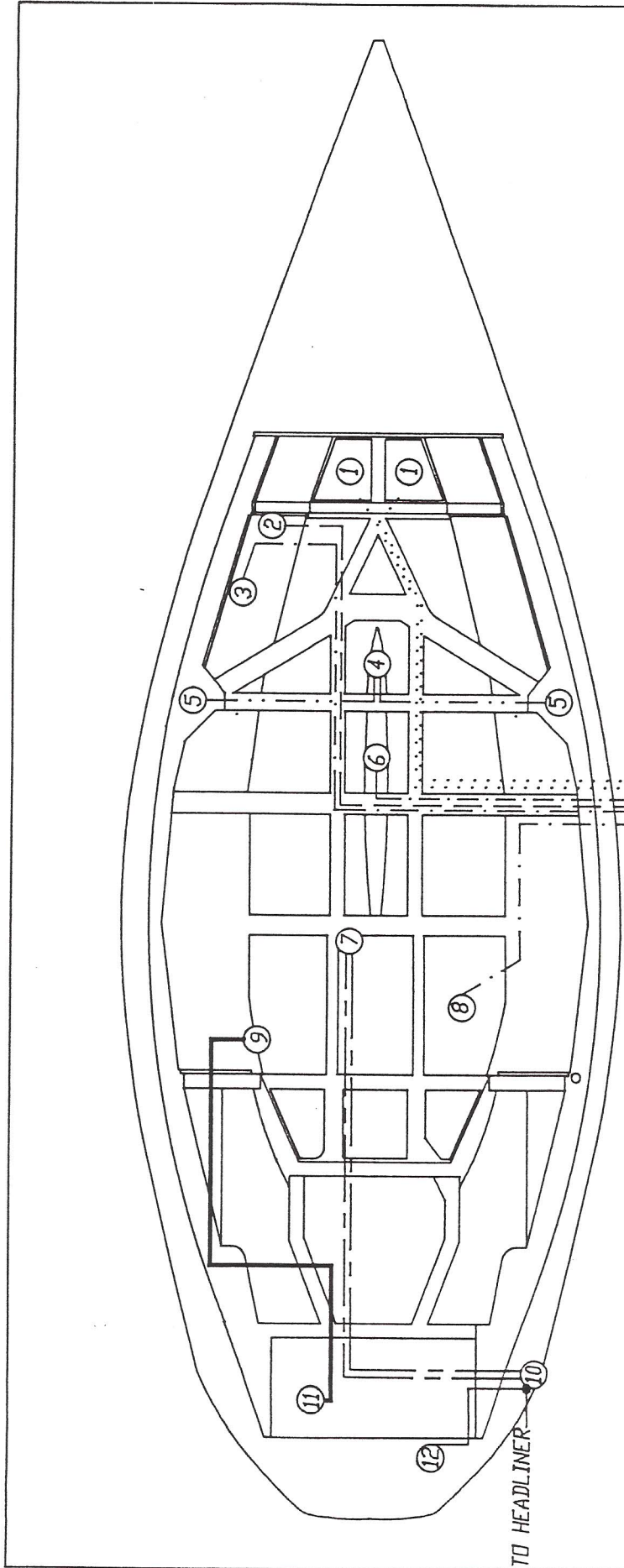
- 1/4" FUEL HOSE
- 5/8" SHIELDFLEX
- 1 1/2" SHIELDFLEX
- 2" EXHAUST HOSE

HUNTER

LEGEND 37.5 ENGINE SYSTEM H37A2627

PUMPS, STRAINERS, FILTERS

<u>COMPONENT</u>	<u>MANUFACTURER AND PART NUMBER</u>
Bilge pump	Rule 800 or Mayfair 800
Waste pump	ITT Jabsco #142M
Water pump	ITT Jabsco Flo-Jet 4405-143-C
Water strainer	ITT Jabsco 364000-1000
Engine strainer	1/2" Perko 493-004 PLB
Fuel filter	Racor 110



TO PANEL

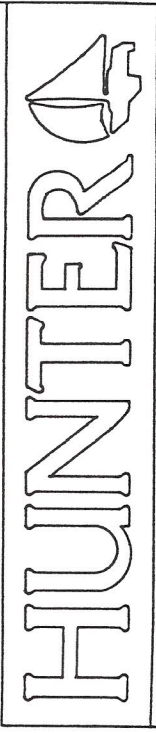
TO HEADLINER

LEGEND

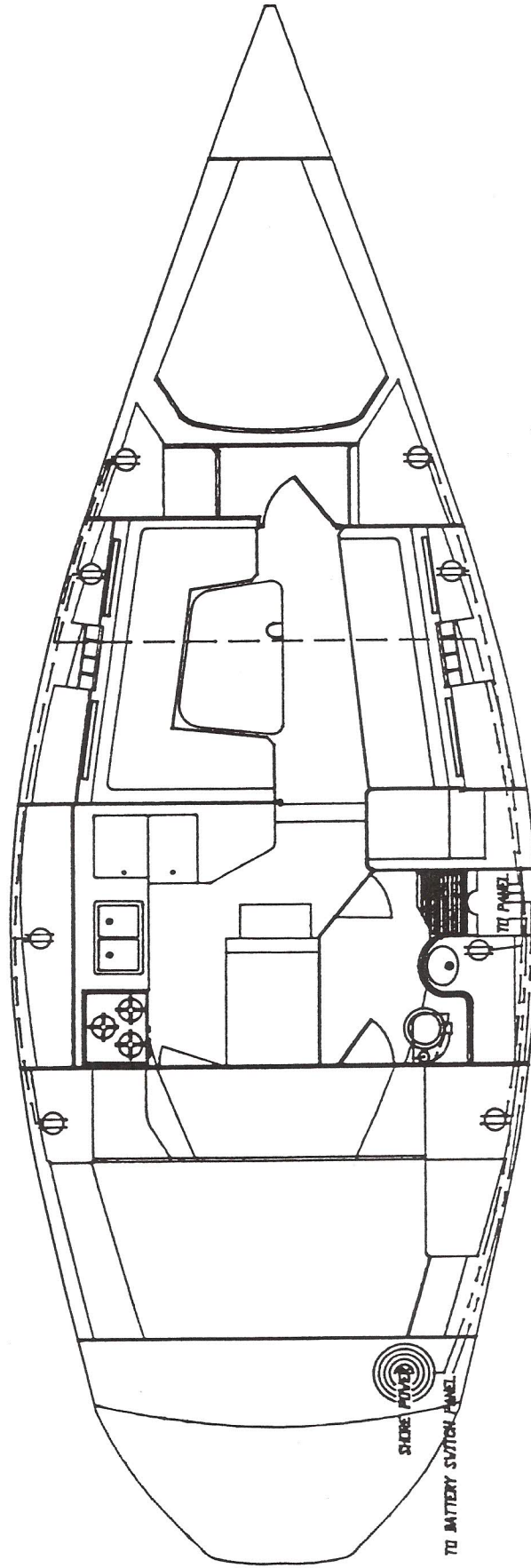
- ① SPEED AND DEPTH
- ② WATER HEATER
- ③ WATER PUMP
- ④ GROUNDING PLATE
- ⑤ CHAIN PLATE
- ⑥ KEEL SUMP PUMP
- ⑦ ENGINE
- ⑧ SHOWER SUMP PUMP
- ⑨ STOVE
- ⑩ BATTERY
- ⑪ CNG REGULATOR
- ⑫ MACERATOR

LINE TYPES




- 2/0 WIRE
- 8 GAUGE WIRE
- 10 GAUGE WIRE (MACERATOR)
- 12 GAUGE WIRE
- 14/3 WIRE
- SPEED AND DEPTH CABLE
- 3/8" SYNIFLEX HOSE (CNG)



LEGEND 37.5 PAN SCHEMATIC H37A2622



LINE TYPES

- 14/2 WIRE 
- 10/3 WIRE 
- 6 GAUGE WIRE 

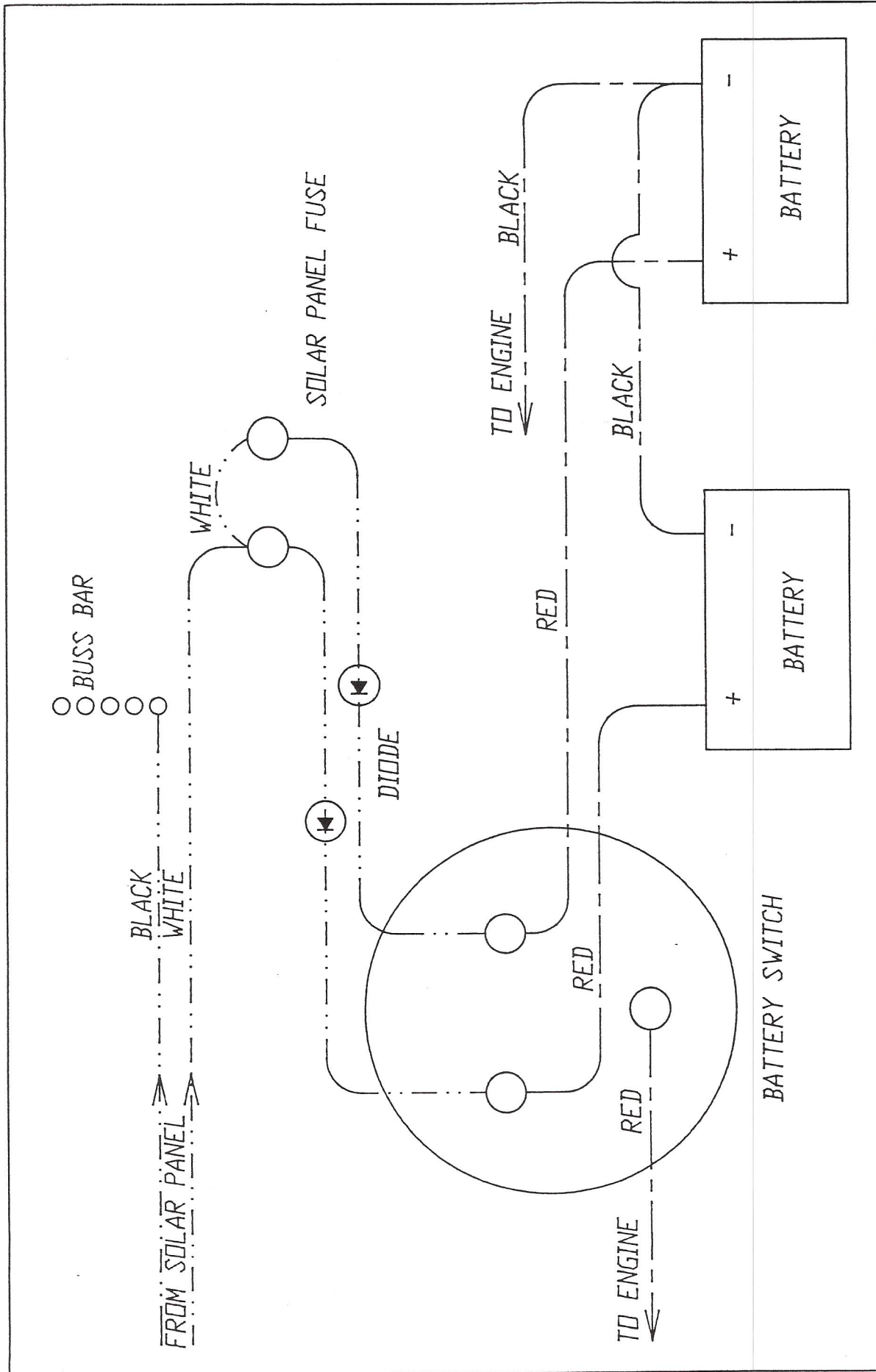
LEGEND

 110V RECEPTACLE

 SHORE POWER RECEPTACLE

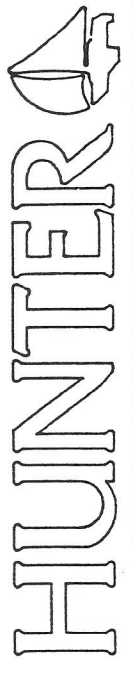
HUNTER

LEGEND 37.5 110 VOLT SCHEMATIC H37A2624

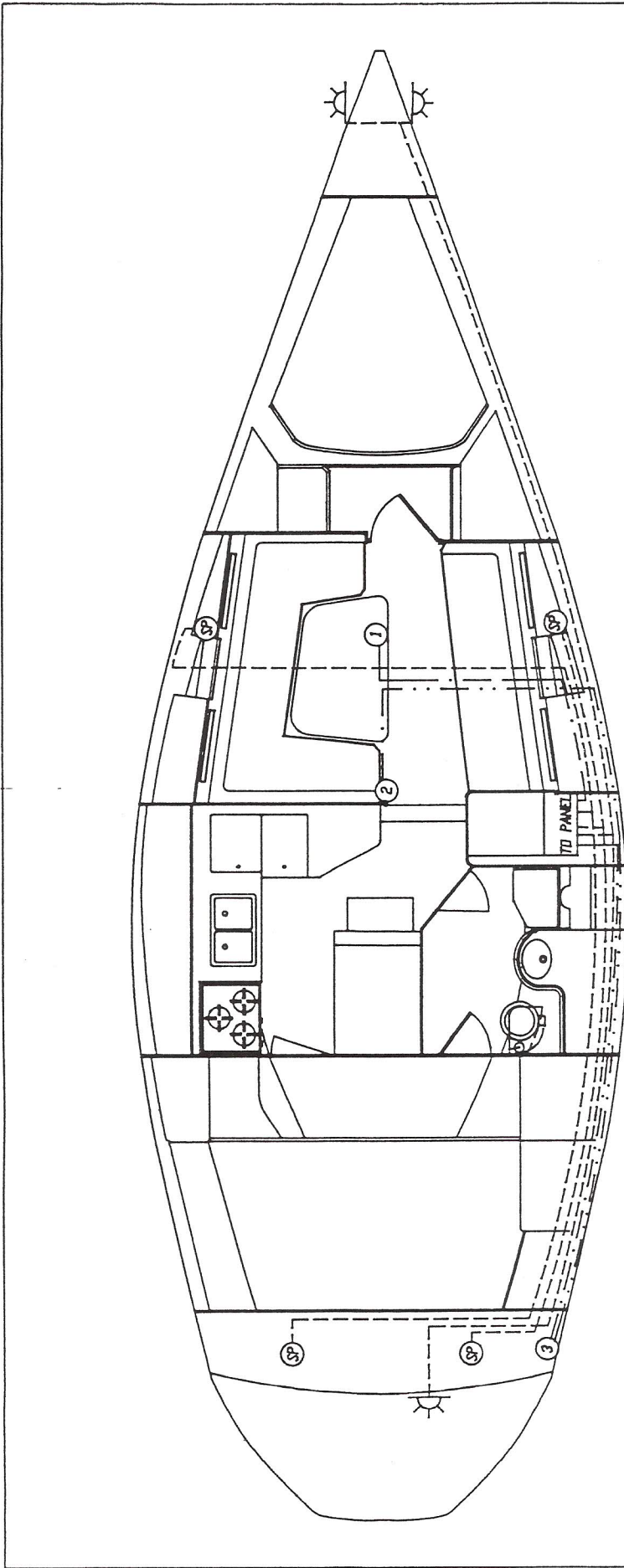


LINE TYPES

- 2/0 WIRE _____
- 14 GA. WIRE - - - - -



SOLAR PANEL INSTALLATION HUNAR2623



16 GAUGE WIRE
 SOLAR PANEL POWER WIRE
 12 GAUGE WIRE (BILGE PUMP)
 MAST LIGHT HARNESS

LINE TYPES



MAST LIGHT HARNESS

SYMBOL	COLOR	GAUGE	APPLICATION
R	RED	16	MAST, ANCHOR LIGHT
G	GREEN	16	MAST, MAST STEERING
P	PURPLE	16	MAST, DECK LIGHT
B	BLACK	12	GROUND
W	WHITE	COAX	VHF RADIO ANTENNA

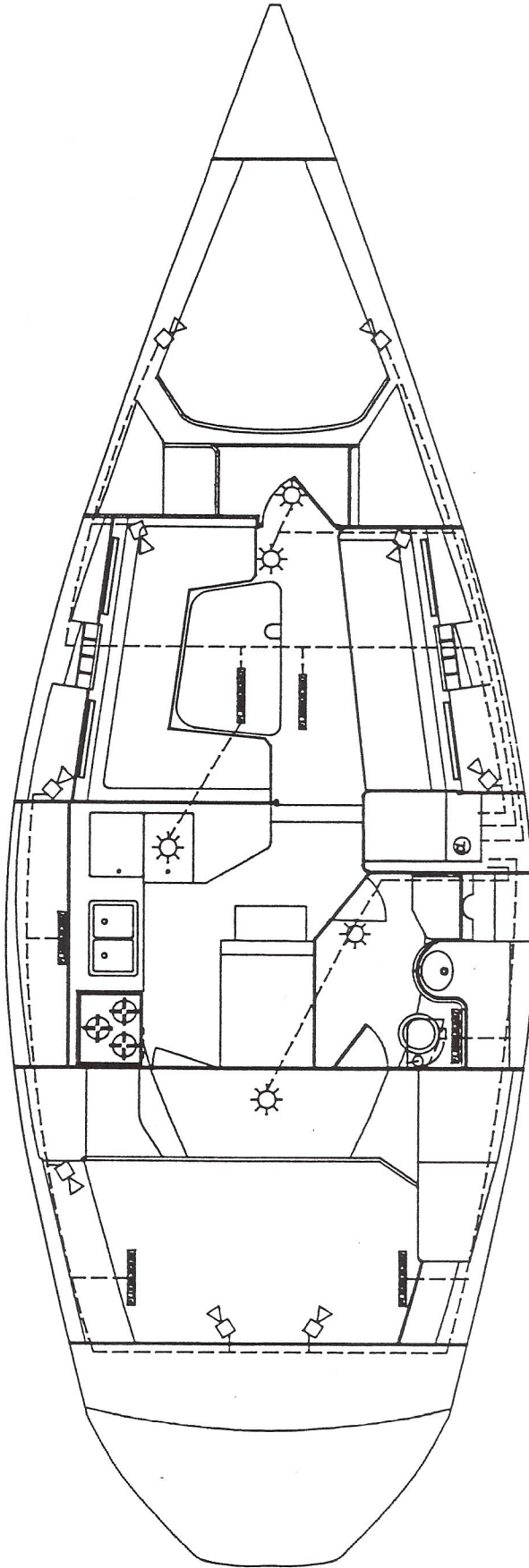


NOTE: ALL SPEAKER WIRES ARE RAN IN PAIRS OF 16 GAUGE BROWN AND 16 GAUGE YELLOW. THE BOW AND STERN LIGHTS ARE RAN IN PAIRS 16 GAUGE BLACK AND 16 GAUGE WHITE.

LEGEND

- STERN LIGHT
- PORT BOW LIGHT
- STARBOARD BOW LIGHT
- SPEAKER
- MAST LIGHT
- SOLAR PANEL
- BATTERY SELECTOR SWITCH

HUNTER



LEGEND

☀ DOME LIGHT

15' FLUORESCENT LIGHT

◊ SWIVEL LIGHT

⊕ CHART LIGHT

LINE TYPE

----- 16 GAUGE WIRE

NOTE: ALL CABIN LIGHTS ARE RAN
IN PAIRS OF 16 GAUGE BLACK AND
16 GAUGE BLUE.

HUNTER

LEGEND 37.5 CABIN LIGHTING SCHEMATIC H37A2623

LEGEND 37.5 LIGHT BULB SPECIFICATION

Your Legend 37.5 has 21 interior lights and 6 exterior lights. Of the interior lights, 9 are swivel lights, 6 fluorescent lights, 5 dome lights and 1 light which is removable from its bracket and installed over the chart table. Of the exterior lights, 3 are navigation lights and 3 are on the mast.

LIGHT

REPLACEMENT BULB

Interior

Swivel	#1831 and Wagner #S8-1073
Fluorescent (15")	#F8T5CW/GE
Dome	#1572 and Wagner #S8-1141
Chart	Aqua Signal #90400282

Exterior

Red bow	Osram 12V #6411, 24V #6429 Phillips 12V #12866, 24V #13866
Green bow	Same as above
Stem	Same as above
Anchor	Aqua Signal #90400200
Steaming	Perko #69-12V-10W
Deck	Perko #68-12V-20W