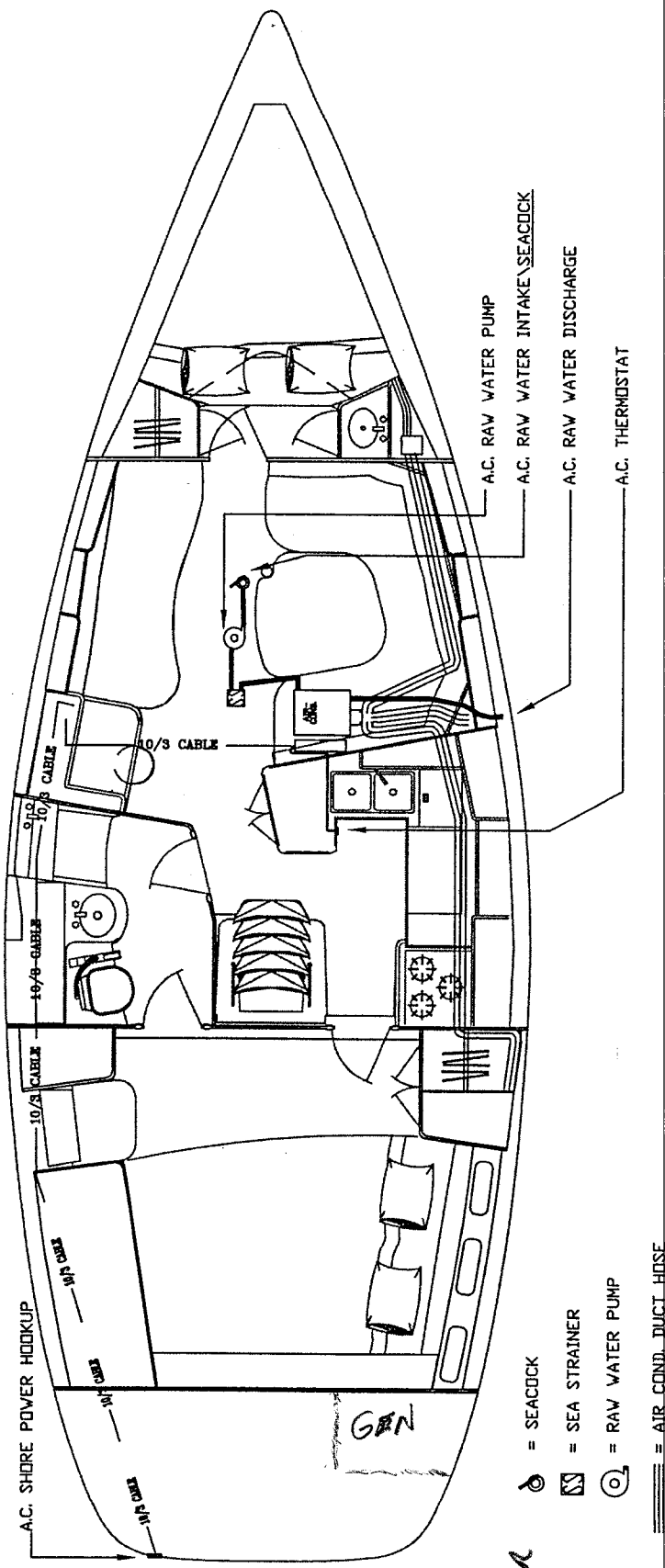
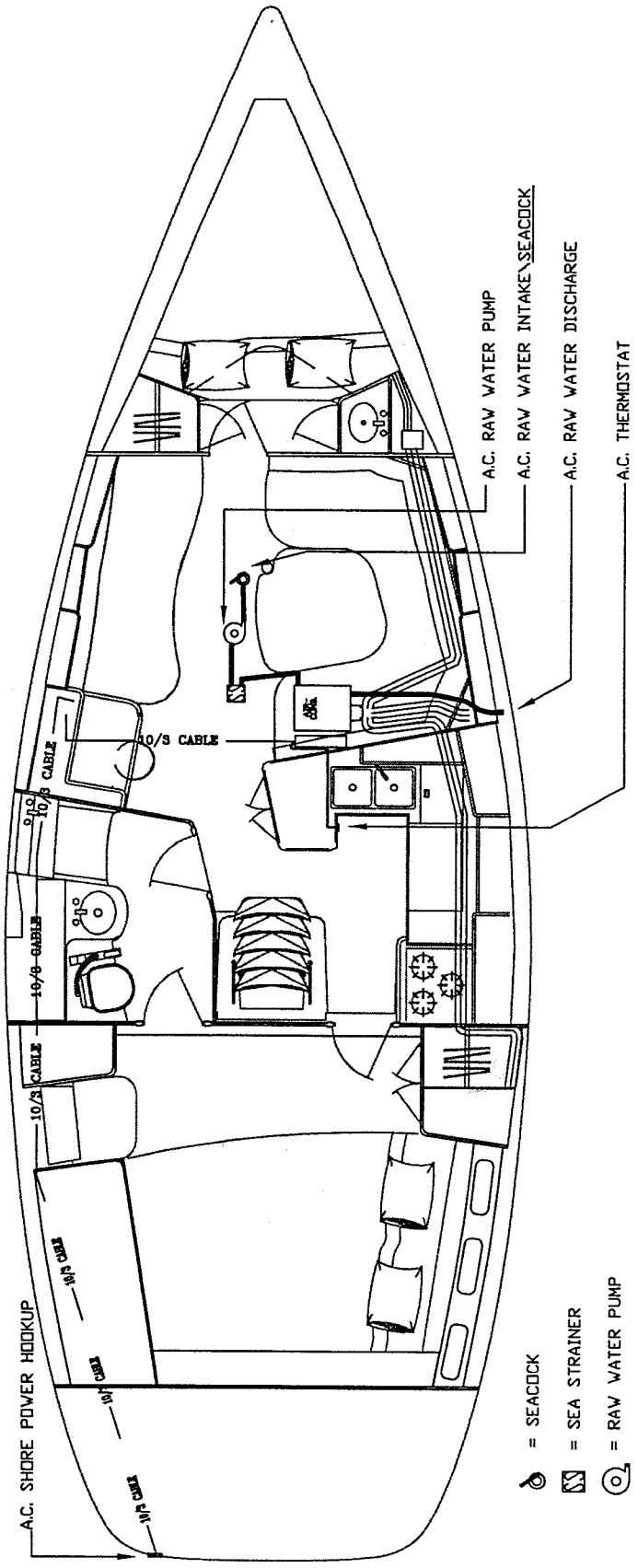


A.C. WIRING LAYOUT



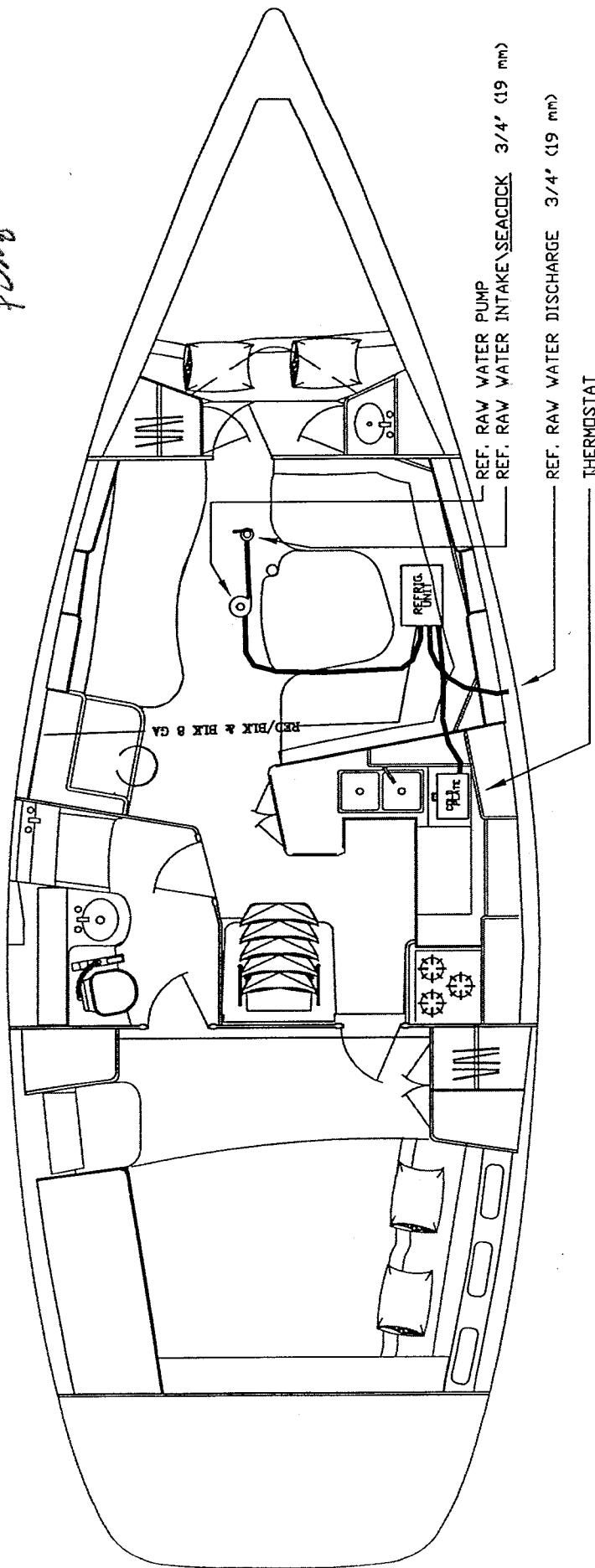
6 Kled  
 PHARSON

AIR CONDITIONING SYSTEM LAYOUT (OPTION)



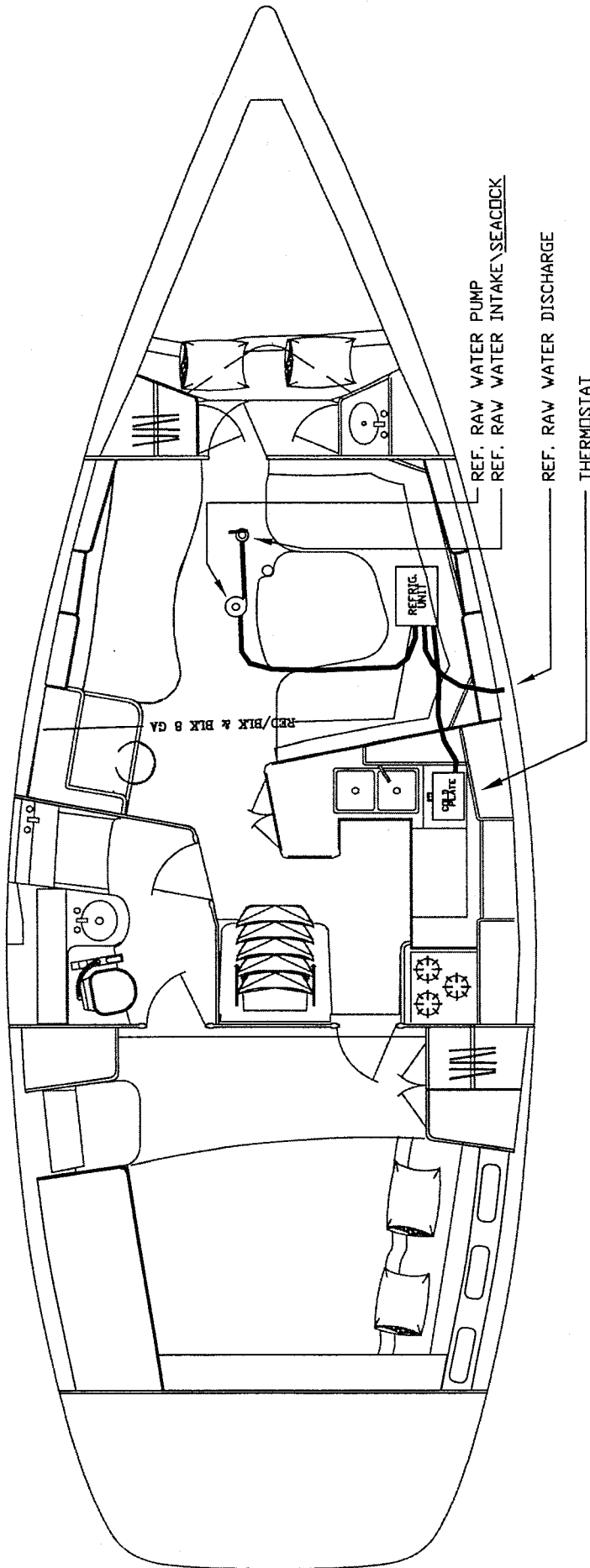
AIR CONDITIONING SYSTEM LAYOUT (OPTION)

AIR COOLED  
PUMP



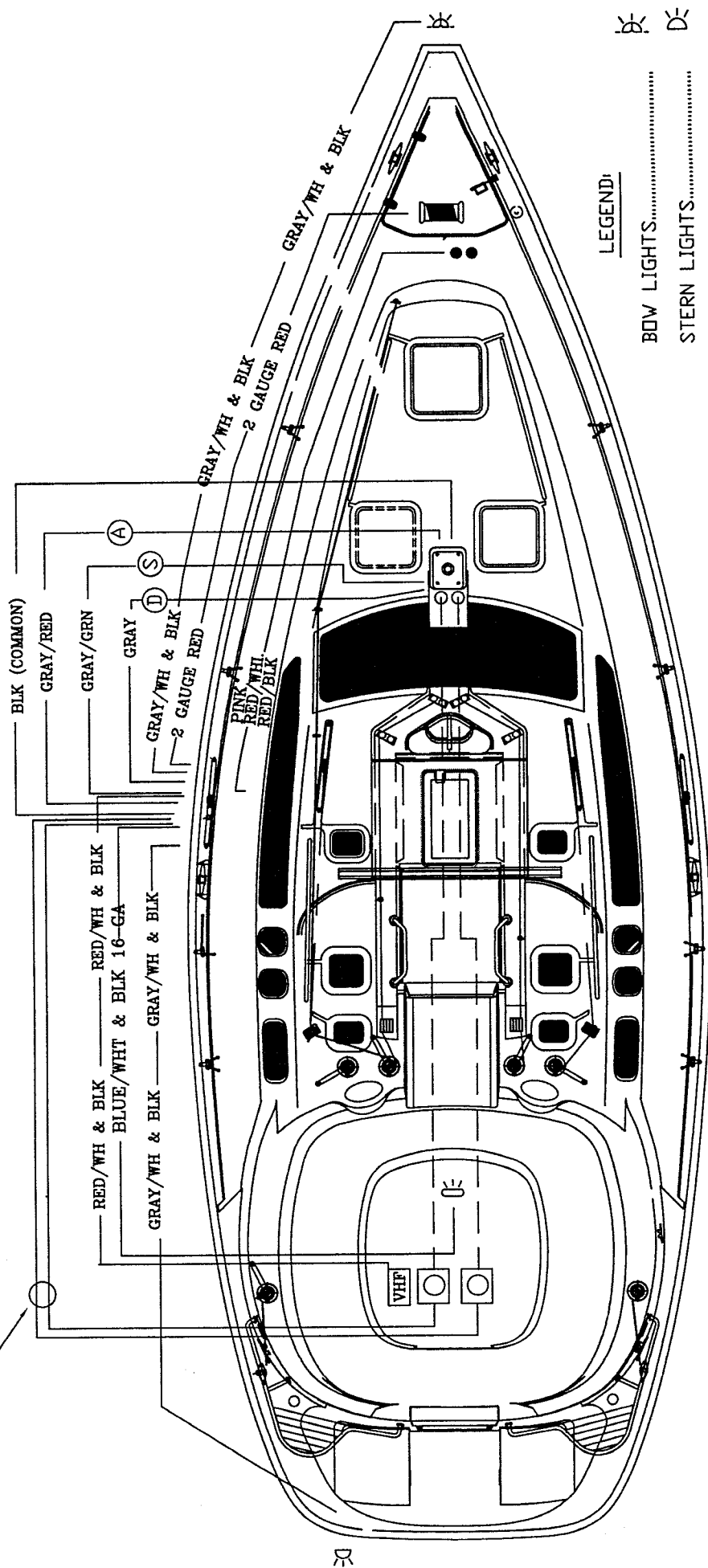
NOTE: BE SURE REFRIGERATION CIRCULATION PUMP IS ON BEFORE TURNING REFRIGERATION UNIT ON  
ALSO CHECK WATER FLOW, CLEAN SEA STRAINER IF NEC.

THIS PAGE NEW  
AS OF HULL # 412



REFRIGERATION SYSTEM LAYOUT (OPTION)

POWER LEADS TO INSTRMS. (VENDOR SUPPLIED, ALONG WITH TRANSDUCER LEADS TO FWD BILGE COMP.)

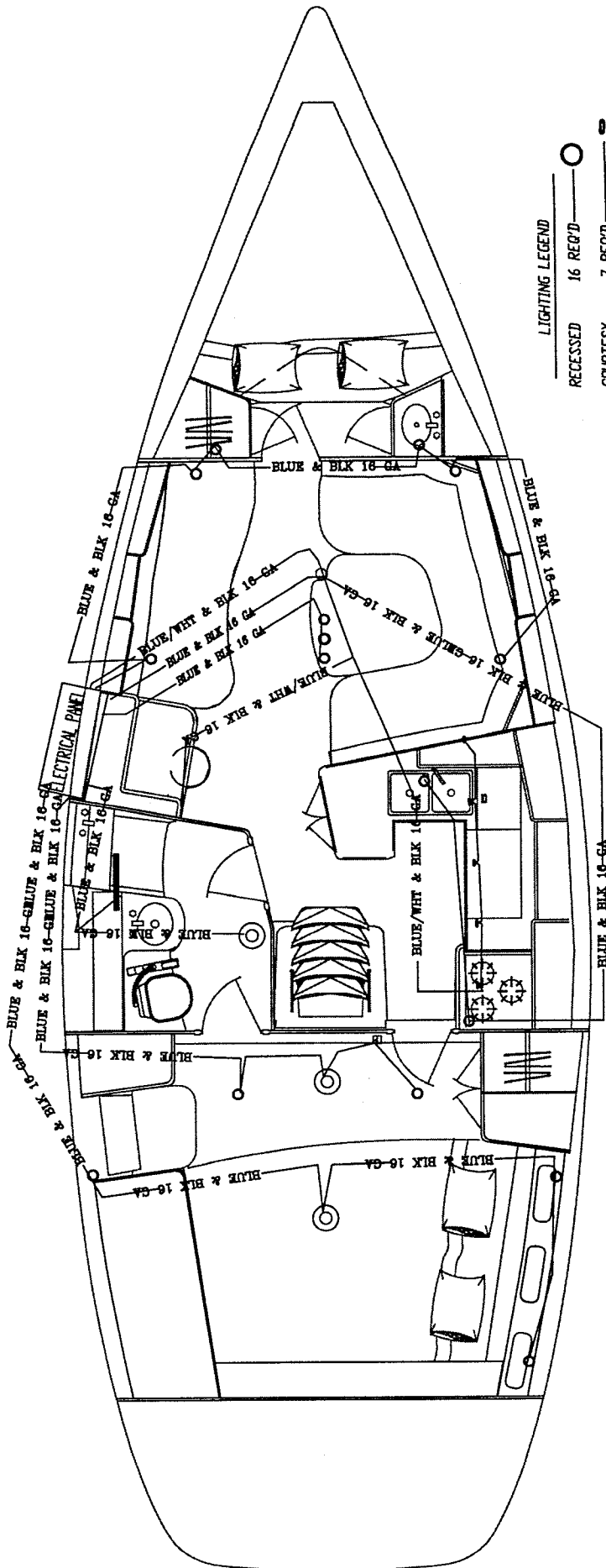


LEGEND:

- ☒ BOW LIGHTS.....
- ☐ STERN LIGHTS.....
- ⊖ CTSY. LITE.....
- Ⓐ ANCHOR LITE.....
- ⓓ DECK LITE.....
- Ⓢ STEAMING LITE.....
- ☐ WINDLASS.....
- WINDLASS CONTROLS.....
- ☐ INSTRUMENTS.....
- ☐ VHF RADIO.....

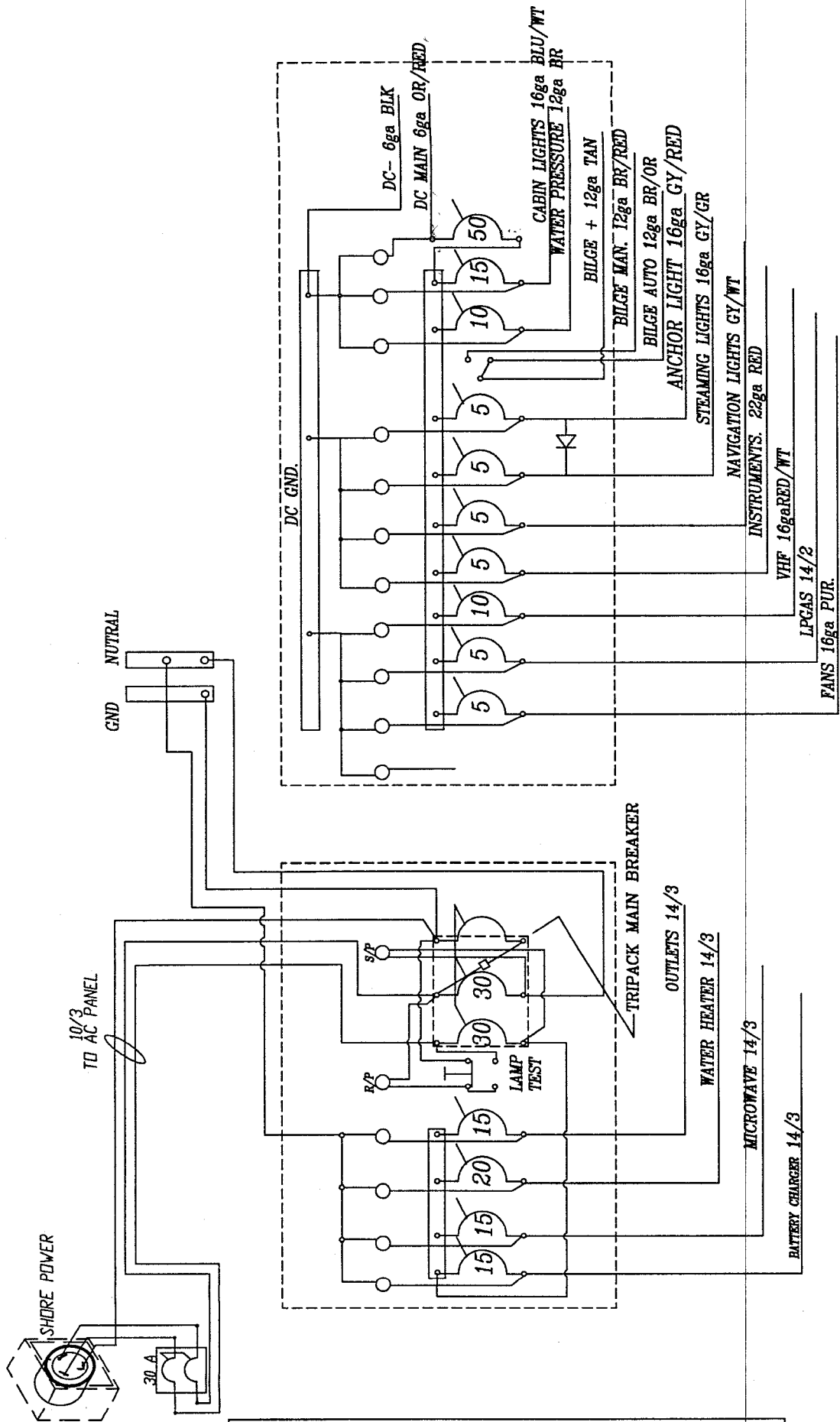
EXT. D. C./ WIRING LAYOUT

**HUNTER**  
 H-376 EXT. DC WIRING H37A2639



LIGHTING LEGEND

- RECESSED 16 REQ'D
- COURTESY 7 REQ'D
- FLUORESCENT 1 REQ'D
- DOME LIGHT 3 REQ'D

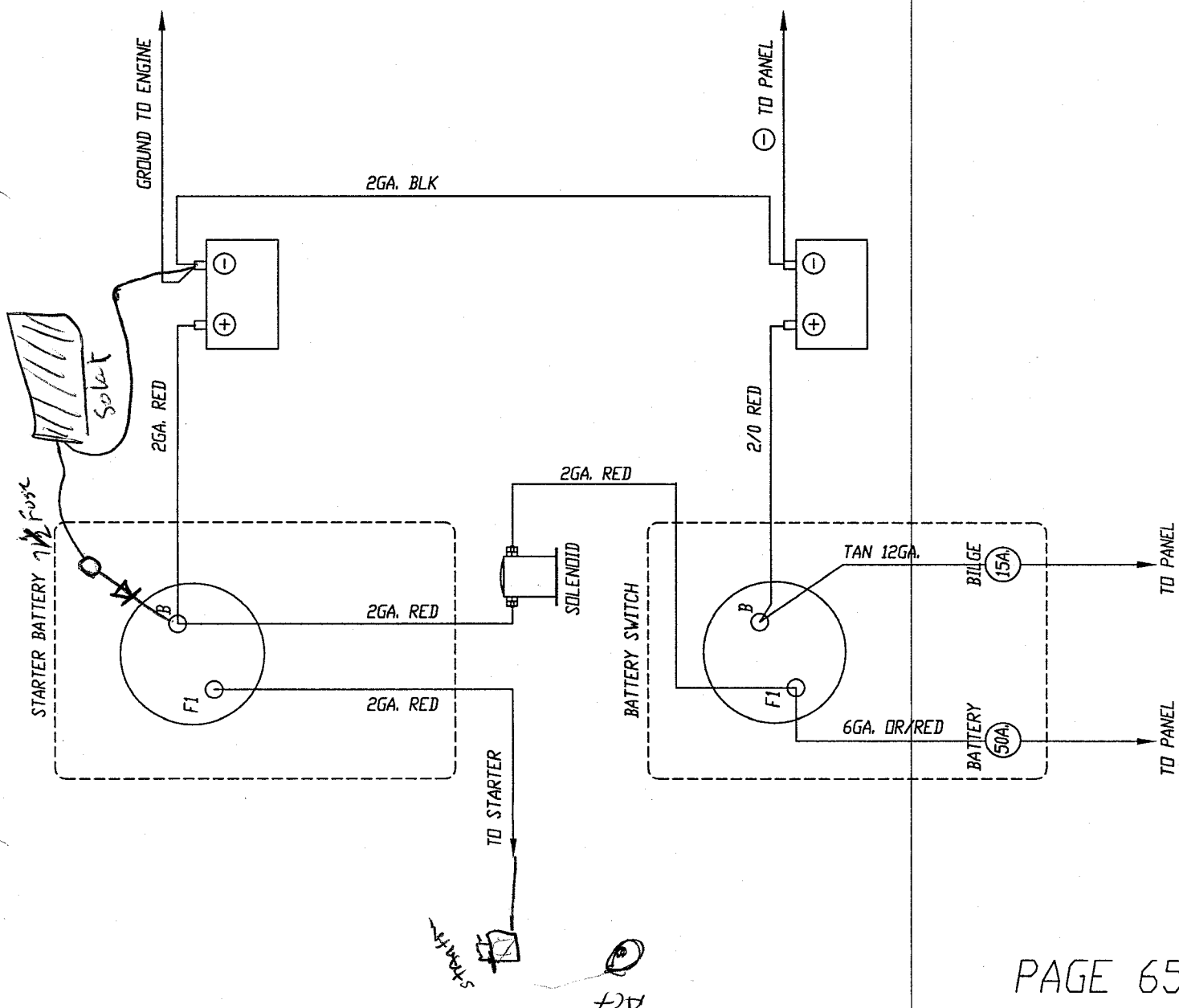


NOTE: ON OVERSEAS MODELS (220 V.), TRIPACK IS 16 AMP.  
 ALSO QTY. OF RESISTORS DOUBLE ON LED'S

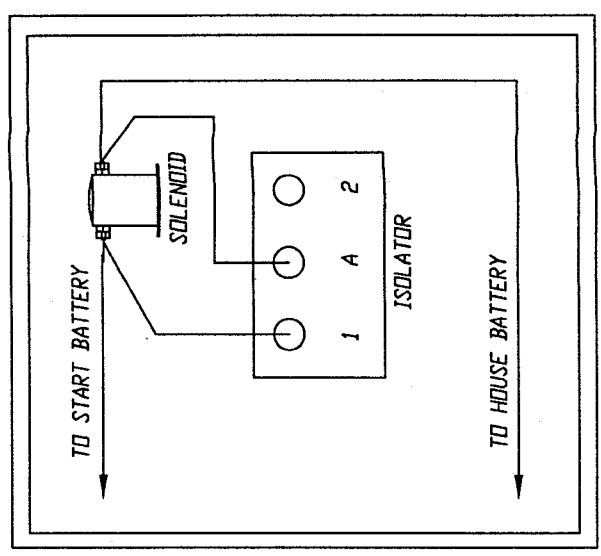
AC SCHEMATIC

DC SCHEMATIC





THIS ILLUSTRATION FOR -  
INVERTER EQUIPPED MODELS ONLY



# HUNTER MARINE

## ELECTRICAL WIRING DATA

## ELECTRICAL CABLE DATA

COMPONENT 12V.	WIRE GA.	COLOR CODE	COMPONENT	CABLE GA.	COLOR CODE
CABIN LIGHTS	16 GA.	BLUE & BLACK		DC VOLT (12)	
COURTESY LIGHTS	16 GA.	BLUE/WHITE & BLACK	BATTERY CABLES	2/0	RED & BLACK
WATER PUMP	12 GA.	BROWN & BLACK	ENGINE START CABLE	2 GA.	RED & BLACK
SHOWER SUMP (FWD)	12 GA.	BROWN/YELLOW & BLACK	HALYARD WINCH CABLE	2 GA.	RED & BLACK
SHOWER SUMP (AFT)	12 GA.	BROWN/BLACK & BLACK	WINDLASS CABLE	2 GA.	RED & BLACK
MACERATOR	10 GA.	BROWN/WHITE & BLACK	TANK GAUGES	14/2	BOAT CABLE
STEREO	16 GA.	RED & YELLOW & BLACK	L.P.G. ON/OFF	14/2	BOAT CABLE
SPEAKERS (STBD.)	16 GA.	YELLOW & BLACK			
SPEAKERS (PORT)	16 GA.	BROWN & BLACK			
INST. KNOT & DEPTH	AUTOHELM	RED/YELLOW/SHIELD	SHORE POWER	AC VOLT 10/3	BOAT CABLE
VHF RADIO	16 GA.	RED/WHITE & BLACK	INVERTER	10/3	BOAT CABLE
WINDLASS (RELAY)	16 GA.	PINK	AIR COND.	10/3	BOAT CABLE
BILGE PUMP	12 GA.	BRN/OR & BRN/RED & BLK			
ANCHOR LIGHT	16 GA.	GRAY/RED & BLACK.*	AIR COND. RELAY	14/3	BOAT CABLE
STEAMING LIGHT	16 GA.	GRAY/GREEN & BLACK.*	BATTERY CHARGER	14/3	BOAT CABLE
DECK LIGHT	16 GA.	GRAY/ & BLACK.*	MICROWAVE	14/3	BOAT CABLE
RUNNING LIGHTS	16 GA.	GRAY/WHITE & BLACK	OUTLETS	14/3	BOAT CABLE
			WATER HEATER	14/3	BOAT CABLE
		* = (1) 12 GA. COMMON GRD.			
			NOT ALL COMPONENTS RELATIVE TO	ALL MODELS	

H-376 New AS of Hull # 420

ELECTRICAL WIRING INFO.

12V. ONLY

EL. COMP.	GA. WIRE	COLOR CODE	VENDOR SUPPLIED
INSTMTS.	22GA.	RED/YEL/SHIELD	
ANC. LITE	16 GA.	GRAY / RED & - *	
CAB. LITE	16 GA.	BLUE & BLK	
CTSY LITE	16 GA.	BLU/WH & BLK	
DECK LITE	16 GA.	GRAY & - *	
FANS	16 GA.	WH & BLK	
RUN. LITE	16 GA.	GRAY/WH & BLK	
SPEAKERS	16 GA.	YEL & BLK	PORT SIDE OF BOAT
SPEAKERS	16 GA.	BRN & BLK	STBD SIDE OF BOAT
STEAMING	16 GA.	GRAY/GRN & - *	
STEREO	16 GA.	RED & YEL & BLK	
VHF RADIO	16 GA.	RED/WHI & BLK	
WINDLASS	16 GA.	PINK	
L.P. SYS.	14/2	BOAT CABLE	
TANK IND.	14/2	BOAT CABLE	
SHWR.SUMP	12GA.	BRN/YEL & BLK	FORWARD SHOWER
SHWR.SUMP	12GA.	BRN/BLK & BLK	AFT SHOWER
WAT. PUMP	12 GA.	BROWN & BLK	
MACERATOR	10GA.	BRN/WH & BLK	
FREEZER	8 GA.	RED/WH & BLK	
FRIDGE	8 GA.	RED/BLK & BLK	

PAGE 65C NOTE: \* = ANC./ DECK/ STEAMING LIGHTS

ELECTRICAL CABLE INFO.

12V. & 110V.

EL. COMP.	GA. WIRE	COLOR CODE
BAT. CABLES	2/0	RED & BLK
ENGST. CAB.	2 GA.	RED & BLK
HAL. WINCH " "	2 GA.	RED & BLK
WDLS. CABLE	2/0	RED & BLK
	↑(12 V) ↑	
SH. POWER		
INVERTER	10/3	BOAT CABLE
AIR COND.	(110V)	
AC. RELAY		
BAT. CHGR	14/3	BOAT CABLE
MICRO.	(110V)	
OUTLETS		
WATER HTR.		

STANDARD 376=2 GAUGE