


HUNTER MARINE



Discover the Difference
› 410 ›

410

The Hunter 410 is the culmination of comfort and performance that has been designed and rigged to make sail handling safe and easy for all. By utilizing the latest in production engineering methods, Hunter can bring you an amazing amount of amenities for your money.

At Hunter, we believe you should not have to sacrifice performance for short-handed sailing. The signature B & R rig allows for a larger main and smaller jib making tacks and furling much easier, but providing the extra sail area to make it exciting. The stainless arch keeps the mainsheet up and away, and also makes a great attachment point for the Bimini and stereo speakers. Whether you're sitting dockside or going to weather, the cockpit is very accommodating. By pushing the coamings out to the gunnels, you have room for the crew and a custom console. There is also plenty of storage in the cockpit as well as on the walk-through transom.


Warm teak bulkheads and custom furniture are spray-lacquered for that custom look and all the counters are fitted with genuine Corian®. A private forward stateroom boasts a wide double berth and the aft master features a real inner spring mattress. Multiple hanging lockers and plenty of drawers will swallow your gear and even leave room for your guest. Two heads with showers and a full-featured galley round out this incredible layout.

If you're looking for a great looking boat with fantastic accommodations and matching performance, come Discover The Difference onboard a Hunter!





Standard mast struts provide extra strength to the mast while allowing smaller sections aloft to reduce weight and pitching.



By moving the cockpit to the gunnels, the 410 can handle a full crew for sailing or entertaining. Extra storage and a custom console are also benefits of the wider cockpit.



▲ ABOVE — Offset anchor rollers and optional under-deck windlass make handling ground tackle a snap.

◀ ABOVE LEFT — The flip-down pilot seat and walk-through transom make boarding easy and safe. Taffrail seats and dual transom lockers complete the package.

◀ LEFT — The ease of sailing is enhanced by having all lines led aft to self-tailing winches and convenient halyard storage bins.

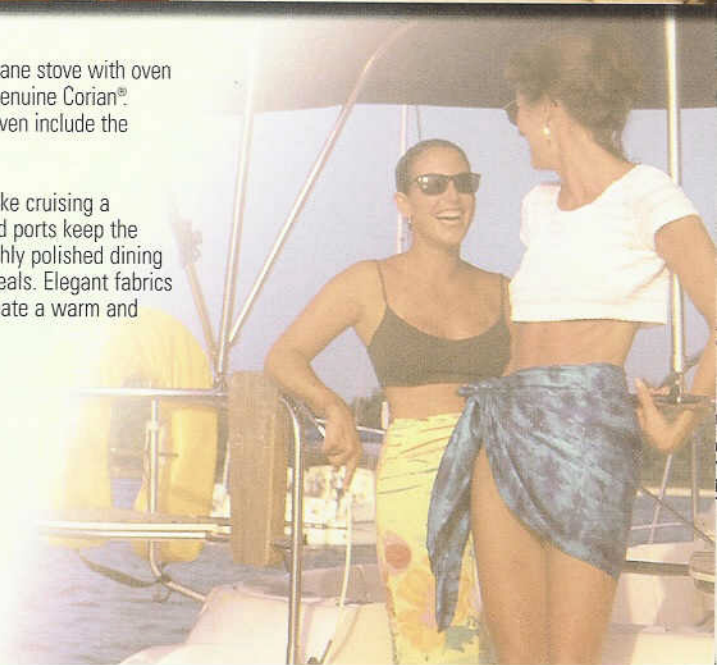







▲ Double stainless steel sinks, triple burner propane stove with oven and twin access icebox are all surrounded in genuine Corian®. Storage is plentiful and easily accessed. We even include the non-skid dishware!

◀ The spacious salon includes everything to make cruising a comfortable experience. Plenty of hatches and ports keep the salon bright, airy and well-ventilated. The highly polished dining table is central to entertaining and serving meals. Elegant fabrics and rich, spray-lacquered teak combine to create a warm and luxurious atmosphere.





▲ The master stateroom features a huge queen berth with innerspring mattress, hanging lockers, and a host of storage facilities right down to the hanging carry-on closet. Lighting and ventilation are excellent and there is full head room as well.

TOP RIGHT The aft head includes a stall shower, ► Corian®-topped vanity and lots of storage, plus the dual access keeps it private yet convenient.

BOTTOM RIGHT The forepeak head includes a shower, ► Corian®-topped vanity and plenty of storage.

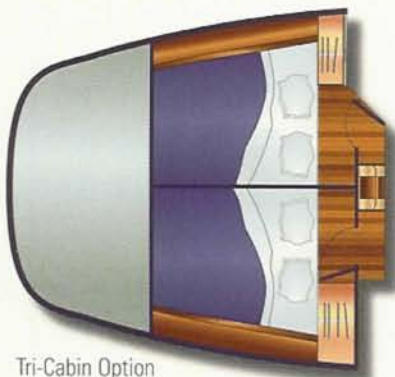
◀ Forward, the full-size double stateroom comes complete with its own ensuite head, overhead hatches and more drawers and hanging lockers than are found on even larger yachts.

SPECIFICATIONS*

Length	43'5"	13.23 m
Hull	41'1"	12.52 m
Waterline Length	37'10"	11.54 m
Beam	13'10"	4.21 m
Draft (shoal)	5'0"	1.53 m
Draft (deep)	6'4"	1.93 m
Displacement (shoal)	20,200 lb	9,171 kg
Displacement (deep)	19,500 lb	8,853 kg
Ballast (shoal)	7,400 lb	3,360 kg
Ballast (deep)	6,700 lb	3,042 kg
Mast Height (fr dwl)	58'5"	17.80 m
Sail Area (actual)	875 ft ²	81.38 m ²

I	47'9"	14.56 m
J	16'2"	4.93 m
P	45'5"	13.84 m
E	19'3"	5.87 m
Headroom	6'6"	1.98 m
Fuel Cap.	50 gal	189 l
Water Cap.	145 gal	549 l
Holding Tank Cap.	45 gal	205 l
Water Heater	6 gal	23 l
Aux Power (FWC) - Standard Diesel	56 hp	41.78 kw
CE Classification		A

*All measurements are approximate.



Tri-Cabin Option




Owner's Version

DISCOVER THE DIFFERENCE


WE JUST KEEP GETTING BETTER

Hunter Marine has removed the boundaries to bring you the best production sailboats in the world. We have been working around the clock to make this year's presentation one you will never forget. All new model identification is not just skin deep, but includes numerous upgrades such as the spray-lacquered teak interior and furniture, genuine Corian® countertops, new windows and ports plus many, many more. If you haven't looked at a Hunter lately, you could be missing out on something big!



Spray-Lacquered Teak Furniture and Bulkheads

The new Hunter line features a sprayed lacquer finish on beautifully detailed teak interiors. You will see matched grains and a new higher level of fit and finish that are usually not found on production boats.



Upgraded Hardware Inside and Out

All interior and exterior hardware has undergone extensive testing for strength, compatibility and longevity. Upgrades have been included on all cabinetry and doors as well as on and above the deck. Names you can trust such as Lewmar®, Spinlock®, Harken®, ProFurl® and Schaffer® are all in good company aboard the new Hunter line.



Highly Styled Galleys

Genuine Corian® countertops are utilized throughout the entire Hunter keelboat range. This durable, yet beautiful material will hold its serviceability and luster for years to come.



Heavy Duty Rubrails

A new high-density vinyl rubrail is now being wrapped 360 degrees around the boats for added protection. A standard stainless steel insert also enhances the protection as well as the beauty.



HKT - Hunter Kevlar® Technology

Hunter adds the extra strength, but not the weight where you need it most. From the bow to the keel sump, Hunter has added a Kevlar® laminate to give you added protection against collisions. This is the most likely area for damage or penetration and Hunter provides an extra level of security.



Stainless Steel Arches

When Hunter first introduced the arch a few years ago, the skeptics were all against it. Today, many of those are now offering arches of their own. There is no question; the arch is a real asset. By placing the traveler up top, it keeps the cockpit clear. As an attachment point for a bimini, it makes a clean installation. The arch is also perfect for stereo speakers and cockpit lights.



Antimonious Lead Keels

At Hunter Marine only real lead keels are attached with stainless steel keelbolts. This is obviously more expensive than iron keels and mild steel bolts, but when it comes to performance, safety and maintenance, it's the only way to go.



B&R Rigs

Again, another Hunter innovation that has now been time-proven to be one of the strongest and easiest to sail rigs ever designed. By incorporating sweptback spreaders and a pre-bend in the mast, the need for a backstay has been eliminated. This allows for a fuller roach main that provides more power in an easy to tame mainsail. With the big main, the jib can be smaller and easier to handle as well. Power without perspiration!

Through-Bolted Hull to Deck Joints

Superb strength and integrity are achieved with a through-bolted hull to deck joint. The outward turned flanges of the deck and hull are first shaped for an exact fit. Then, 3M® 5200 sealant is evenly spread onto the joint prior to the lowering of the deck. The joint is then clamped together and through-bolted around the entire deck. An extra shot of epoxy is also laid down at the chainplates. Now, that's strength!

STANDARDS AND OPTIONS

HUNTER CRUISE PAC® While everyone else was complaining about the high cost of marine hardware and accessories, Hunter was doing something about it. The Hunter Cruise Pac® was developed to make all the accessories and hardware you need standard equipment. We buy top-quality gear in very large quantities. The result? Equally large savings. The Hunter Cruise Pac® isn't just sails, winches, and running rigging – it's things like galley appliances, anchors, fire extinguishers, running lights, life jackets – even a copy of US Sailing's *Basic Cruising Manual*. We invite you to compare the Standard Equipment list below with that of any other manufacturer. You'll discover that Hunter is making the difference for you with more – and better gear. For less.

RIGGING

Full roach main w/flaking system
Furling system w/115% furling jib
Dual single line reefs led aft
Boom vang
Sail cover
Anodized B&R double spreader fractional rig
Stainless mast struts
Mast steps
Internal halyards led to cockpit
(6) Sheet stoppers
(2) Two-speed self-tailing rigging winches
(2) Two-speed self-tailing jib sheet winches
Harken® adjustable mainsheet traveler
Windex® wind indicator

DECK/HULL

Stainless steel arch w/mainsheet
Stainless steel bow and stern pulpits
Stern pulpit seats w/drink holders
Double life lines w/three gates
Stainless cabin handrails
Bow, midship and aft mooring cleats
Cabin windshield w/cover
Large anchor well for rode and chain
Dual offset anchor rollers
(5) Cockpit & transom lockers
(8) Opening deck hatches w/screens
(11) Opening ports w/screens
(3) Fixed hull ports
(2) Dorade type vents
Continuous 360-degree rubrail
w/stainless steel insert
Swim platform w/stainless
telescoping ladder
Molded-in non-skid deck
Hot & cold pressure transom shower
Dockside freshwater hook-up

COCKPIT

Pedestal wheel with rack & pinion
steering, single lever engine control,
wheel brake, lighted compass,
pedestal guard and electronics
mounting space
Folding cockpit table leafs
(2) Coaming line storage wells
Companionway handrails
Manual bilge pump

FORWARD CABIN

Double berth
Bedding package w/fitted sheets
7" thick innerspring mattress
Large cedar-lined hanging lockers
(4) Dresser drawers under berth
Book rack
6'5" headroom
Sealed teak and holly sole

FORWARD HEAD

Full head w/shower
Vanity w/Corian® countertop
Holding tank w/macerator

MAIN SALON

Interior plush fiber blend 6"
comfort back cushions
Navigation station w/contoured teak
seat and book rack
Dinette converts to double berth
Bottle storage in dinette table
Custom curtains
Handrails
6'6" headroom
Sealed teak and holly sole

AFT CABIN

Queen-size berth
7" thick innerspring mattress
Bedding package w/fitted sheets
Lounge chair
6'10" headroom
Opening ports and hatches
Starboard side storage system
Hanging locker
Sealed teak and holly sole

AFT HEAD

Full head w/separate stall shower
Vanity w/Corian® countertop
Holding tank w/macerator

GALLEY

Corian® countertops
Built-in waste bin
Microwave
LPG 3 burner, gimballed stove w/oven
Hot/cold pressure water system
Top and front loading refrigerator
w/separate freezer – both lighted
Double stainless sinks w/cutting board
Overhead handrail
Storage cabinets and drawers
(6) Plates, bowls & mugs
w/storage location

ELECTRICAL

Lights for seacock locations
Dockside power w/cord
Built-in solar panel on sea hood
12 volt battery switch
Electric automatic bilge pump
(2) Shower sump pumps
Running lights w/steaming, deck
and anchor lights
Cabin lights
Reading lights at berths
Tank gauges – fuel, water, &
holding tanks
Battery charger – 30 amp

ELECTRONICS

Raymarine® digital knotmeter w/log
Raymarine® digital depthsounder
w/alarm
Raymarine® VHF radio w/stainless
antenna
AM/FM Stereo/CD player w/6 speakers

CAPACITIES

60 gallon fuel tank (227L)
145 gallon water tank (549L)
45 gallon waste tank (205L)

GENERAL SAFETY GROUP

Danforth-type anchor and rode
■ (6) Life jackets
■ Hand-held flares
■ Fog bell
Emergency tiller
■ (2) Fire extinguishers
U.S. Sailing's *Basic Cruising Manual*
■ – U.S. only

OPTIONAL EQUIPMENT

Electric anchor windlass
Inverter
In-mast furling system
Air conditioning system
Generator
Inner forestay
Electric self-tailing halyard winch
Deep keel
Spinnaker winches
Cruising spinnaker gear
Raymarine® autopilots
Raymarine® ST 80 System
Raymarine® GPS
Raymarine® wind machine
Raymarine® VHF remote at helm
Leather interior cushions
Bimini top – blue Sunbrella®
Watermaker
Cockpit cushions – white Sunsure®
Tri-cabin version
VacuFlush® heads
ENGINE
Freshwater-cooled diesel –
56 HP standard
Hinging fiberglass cover for easy access



HUNTER
MARINE CORPORATION
AN EMPLOYEE OWNERSHIP COMPANY
DISCOVER THE DIFFERENCE

Route 441 • Post Office Box 1030 • Alachua, Florida USA 32615
Phone (386) 462-3077 • FAX (386) 462-4077 • NATIONAL CUSTOMER HOTLINE U.S. 1-800-771-5556
www.huntermarine.com • e-mail: sales@huntermarine.com • customerservice@huntermarine.com

Hunter Marine reserves the right to modify or change, without notice, any materials, specifications, equipment and/or accessories. All measurements are approximate. Standard equipment may vary for products sold outside the United States.



Marine Industry Certified Manufacturer



Certified Manufacturer



Certified by National Marine Manufacturers' Association

BR410 - 1/02 - 7K