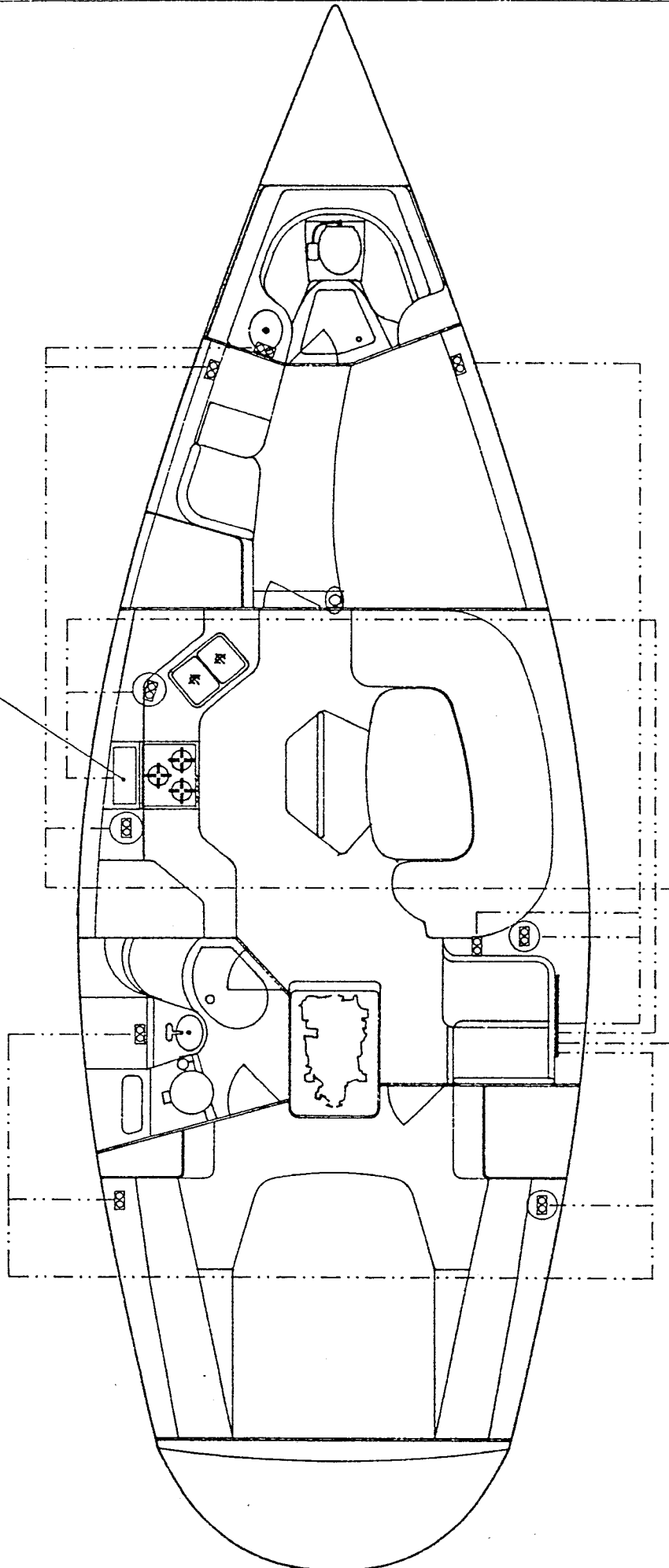




LEGEND

- 6 GAUGE ++++++
- 14'3 BOAT CABLE -----
- 10'3 BOAT CABLE ~~~~~
- OUTLETS ⊕

MICROWAVE



RECEPTACLES 14/3 BC WIRE

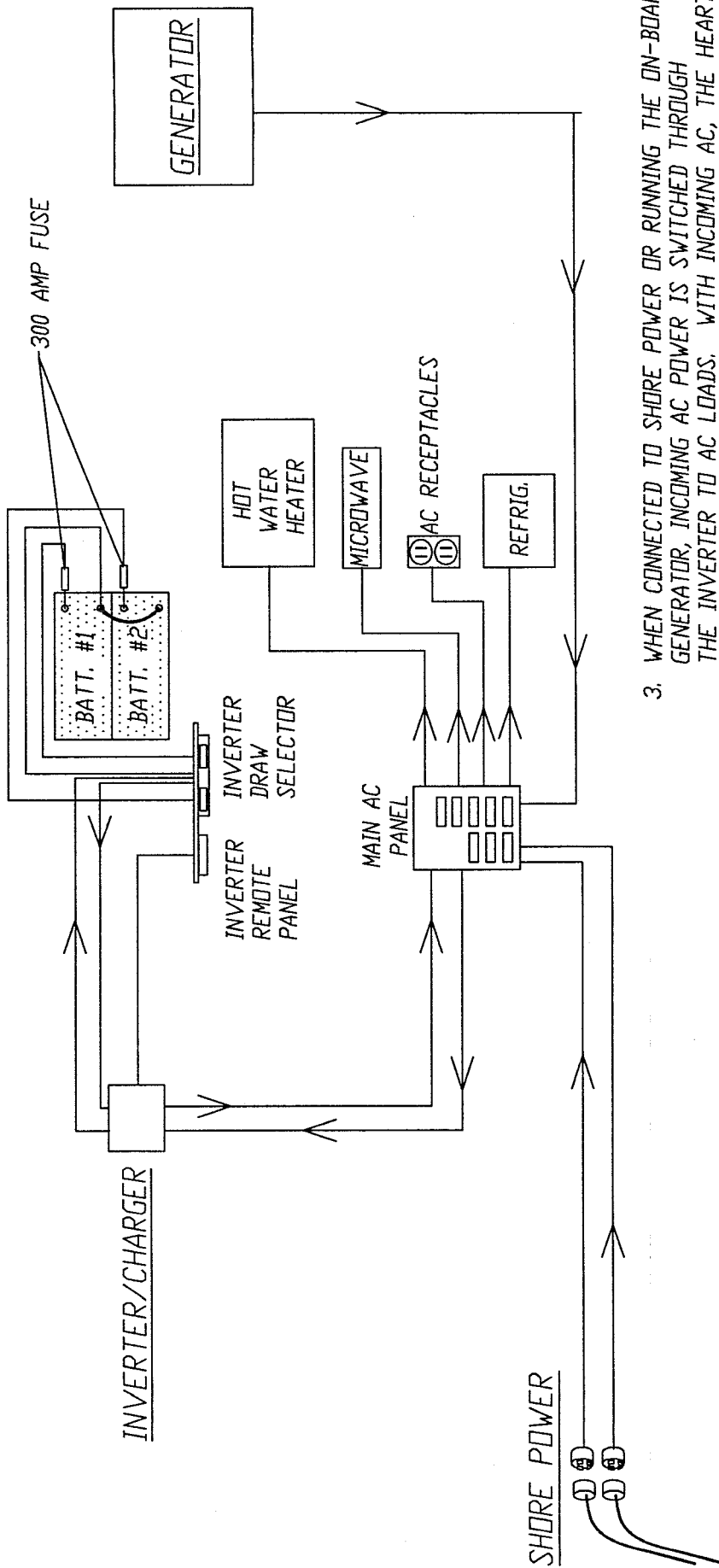
OUTLET 
GROUND FAULT RECEPTICAL 

HUNTER

H430 HEADLINER 110 VOLT SYSTEM H43A2656

1. THE HEART FREEDOM 20 USES POWER FROM THE HOUSE BATTERIES TO PRODUCE UP TO 2000 WATTS OF CONTINUOUS SILENT AC POWER. THE BATTERIES MUST BE CHARGED AND PROPERLY MAINTAINED FOR THE INVERTER TO WORK. THE INVERTER WILL SHUT ITSELF OFF WHEN THE BATTERY VOLTAGE DROPS BELOW 10 VOLTS.

2. THE MICROWAVE, AC RECEPTACLES, REFRIGERATION AND WATER HEATER ARE OPERATED BY THE FREEDOM 20 INVERTER WHEN SHORE POWER IS DISCONNECTED OR THE GENERATOR IS OFF. THERE IS NOT ADEQUATE POWER TO RUN THE AIR CONDITIONER UNITS.

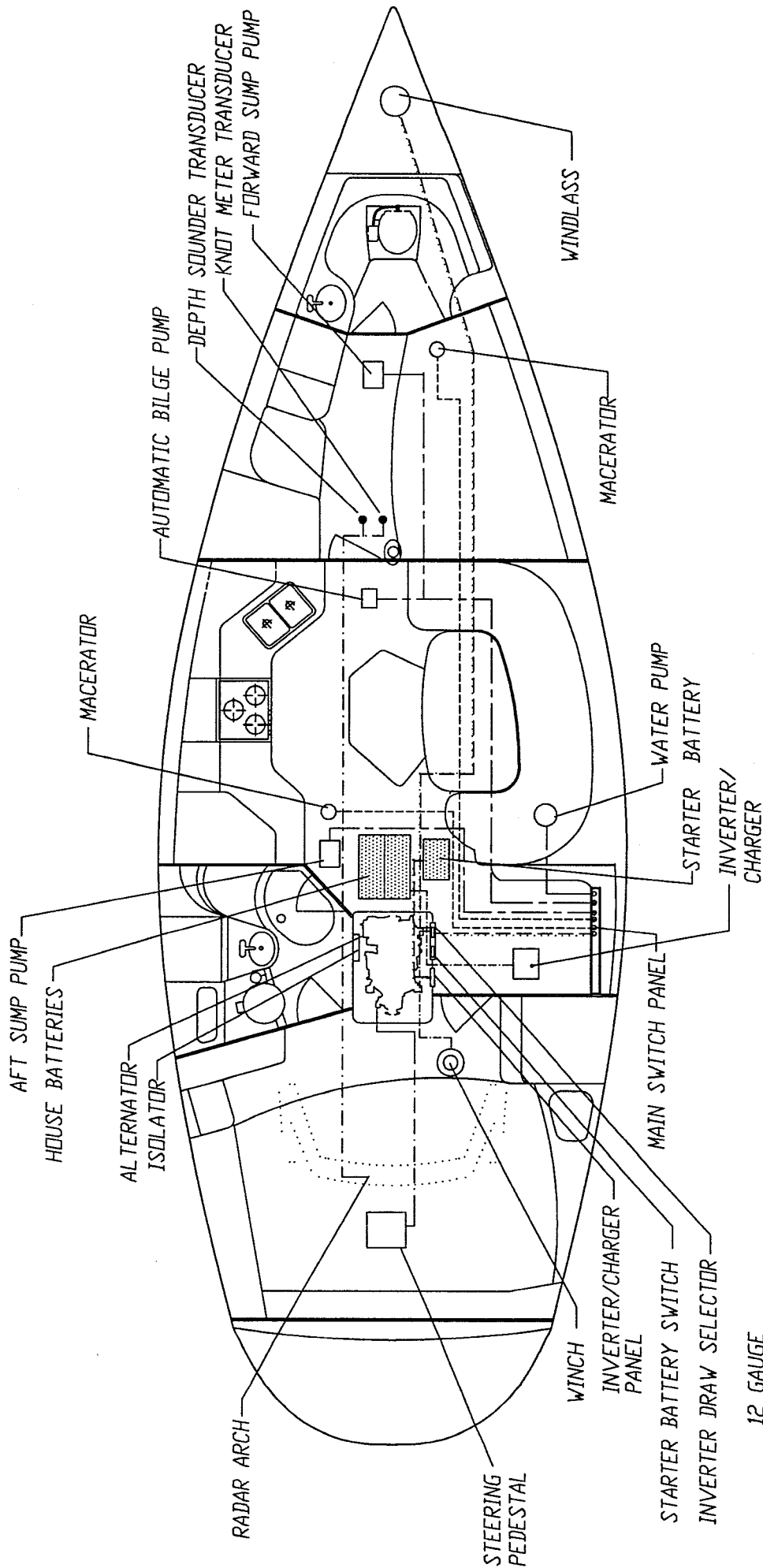


3. WHEN CONNECTED TO SHORE POWER OR RUNNING THE ON-BOARD GENERATOR, INCOMING AC POWER IS SWITCHED THROUGH THE INVERTER TO AC LOADS. WITH INCOMING AC, THE HEART CHARGER/CONVERTER ALSO SUPPLIES UP TO 100 AMPS TO THE HOUSE BATTERIES AND DC LOADS.

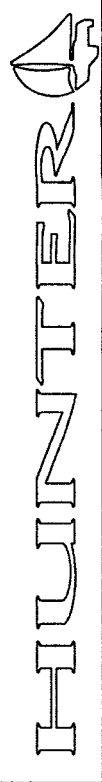
4. THE INVERTER REMOTE PANEL HAS AN ON/OFF SWITCH AND A RED INDICATOR INVERTER/CHARGER LIGHT THAT IS ILLUMINATED WHEN SHORE POWER IS CONNECTED OR THE GENERATOR IS ON. THE BATTERY LIGHT WILL COME ON AS A RESULT OF LOW BATTERIES. OVER-LOAD SITUATIONS CAN BE DIAGNOSED BY THE AMP LIGHTS. PLEASE SEE THE MANUAL FOR MORE DETAIL. LEAVE THE SWITCH ON THE INVERTER ITSELF IN THE OFF POSITION. IF YOU NEED TO CYCLE POWER, DO SO BY TURNING THE UNIT OFF AND ON USING THE REMOTE SWITCH.

HUNTER

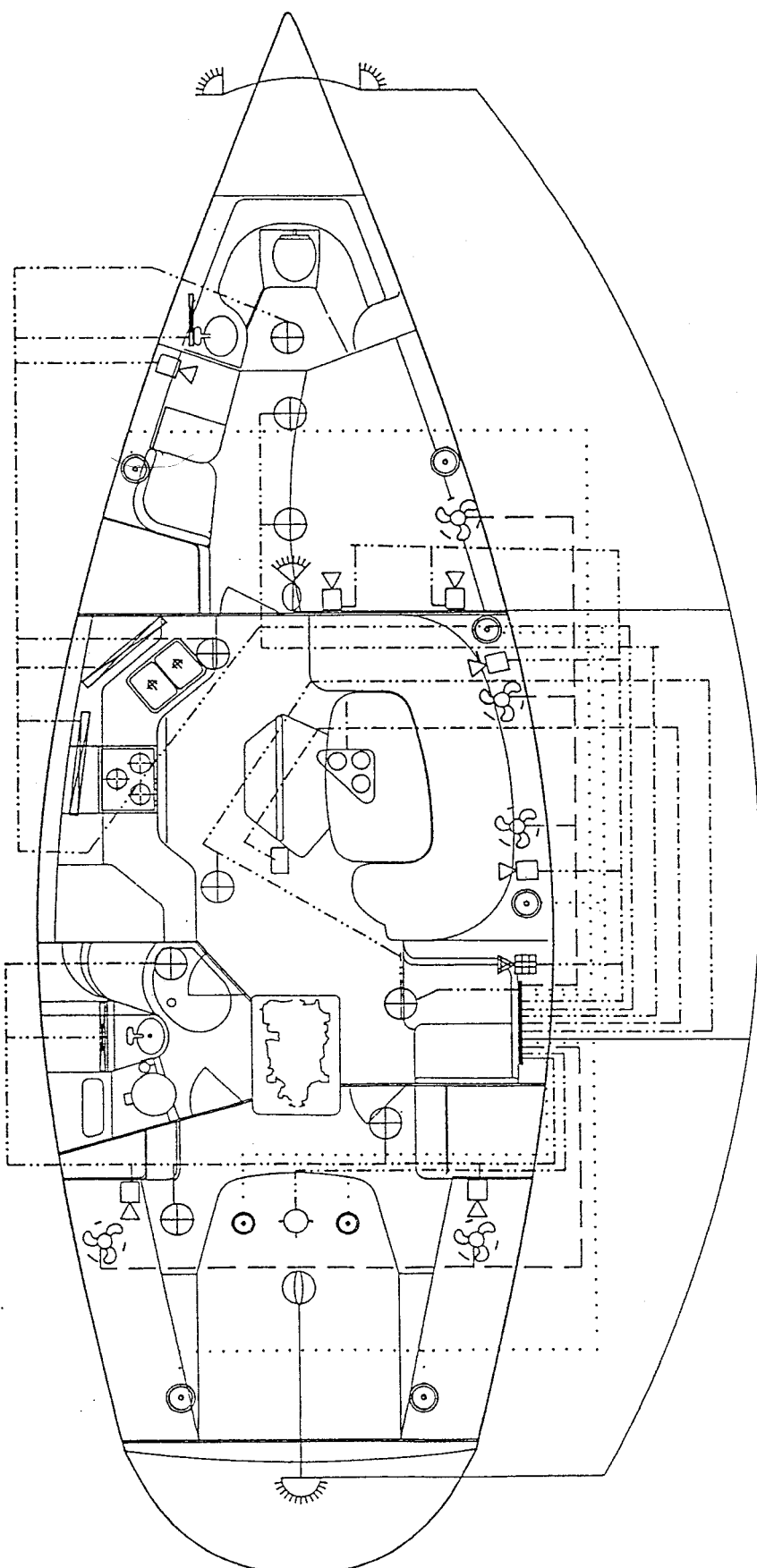
H430 INVERTER/CHARGER SYSTEM H43A2670



- 12 GAUGE _____
- 10 GAUGE _____
- 8 GAUGE _____
- 6 GAUGE _____
- 4 GAUGE _____
- 2 GAUGE _____
- ENGINE HARNESS _____
- 14/3 BOAT CABLE _____
- 1/3 BOAT CABLE _____
- 2/0 WIRE _____
- IMI CABLES _____




H430 12V DC ELECTRICAL/MECHANICAL SYSTEM
H43B2660



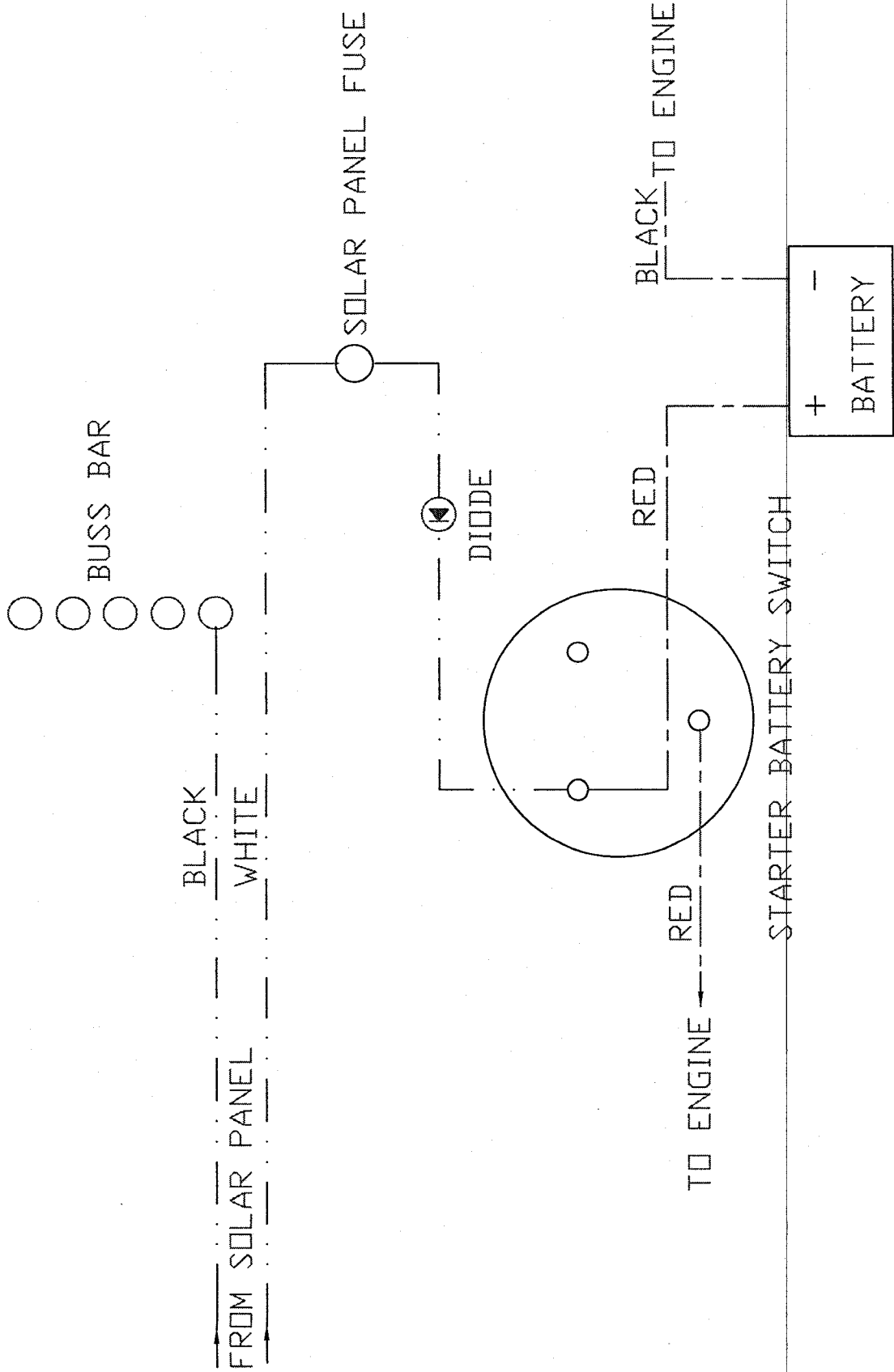
FANS _____
 LIGHTING _____
 SPEAKERS _____
 NAVIGATION LIGHTS _____
 SOLAR PANEL _____

PORT RUNNING LIGHT _____
 STBD RUNNING LIGHT _____
 MASTHEAD - ANCHOR, STEAMING, DECKLIGHT _____
 STERN LIGHT _____
 COCKPIT LIGHT (OVERHEAD RADAR ARCH) _____
 DOME LIGHT _____
 FAN _____

SETTEE LAMP _____
 SOLAR PANEL _____
 COMPASS _____
 SPEAKER _____
 24" FLUORESCENT _____
 16" FLUORESCENT _____
 READING LIGHT _____
 CHART LIGHT _____


HUNTER

H430 12 VOLT OVERHEAD ELECTRIC
 SYSTEM H43A2654

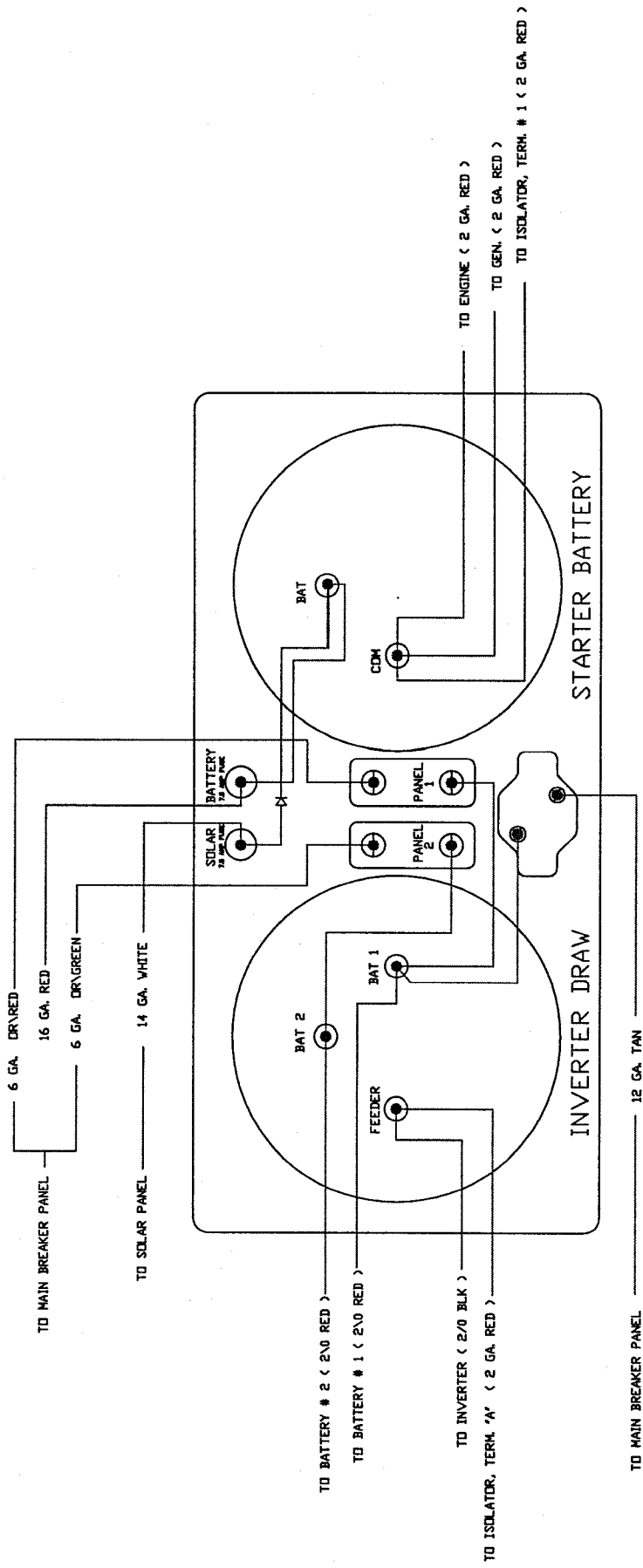


LINE TYPES

2/0 WIRE	---
14 GA. WIRE	---

HUNTER

SOLAR PANEL INSTALLATION HUNA2623



BATTERY SELECTOR SWITCH PANEL WIRING DIAGRAM

(VIEW FROM BACK SIDE)

