

44 Module Room

Air Conditioning Fwd Vanity Air Duct Installation (06-07-2006) Rev-A

1. Run air duct for fwd vanity from starboard side salon bunk sub floor cutout then run inboard along toe kick radius then run thru main bulkhead to inside fwd vanity lower cabinet, tie wrap the air duct with waste feed hose inside lower vanity cabinet.
2. Install all air ducts at bunk side to air duct distribution box. (this box split air to fwd cabin, main cabin & fwd vanity).
3. Run air duct that will be installed in chart locker panel, run this air duct from distribution box afterward, thru bunk divider cutout to aft bunk compartment then go upward to chart electrical panel, install air duct to this air grill.
4. Install air conditioning unit in salon bunk, use designated mounting brackets to secure the unit.



Air duct runs along toe kick radius in main bilge fwd compartment of the pan



Inside fwd vanity lower cabinet, tie wrap air duct with waste feed hose inside lower vanity cabinet.



Install all air ducts at bunk side to air duct distribution box.





run this air duct from distribution box afterward, thru bunk divider cutout to aft bunk compartment



Run this air duct upward to chart electrical panel, install air duct to this air grill. The illustration shows on right hand indicating the ECU for fwd A/C unit & air grill.

44 Module Room Air Conditioning Relay Box Installation (06-07-2006) Rev-A

1. Run 110V wires thru bunk PVC to starboard fwd compartment, Install A/C relay box inside this compartment fwd face.
2. Install wires to relay box.
3. Install A/C water pick up in main bilge discharge compartment of the pan.




44 Module Room

Air Conditioning ECU Location (06-07-2006) Rev-A



Air duct and ECU for fwd Air conditioner unit will be installed in this shelf



A/C water pick up pump was installed forward of macerator by the galley, a plastic white tee was installed to pump for water delivery.



Aft air conditioner ECU will be installed on aft engine cabinet if the boat gets air conditioner option



Complete installation of the ECU & Air vent on electrical panel .