


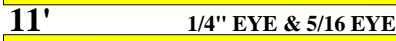
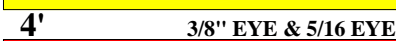

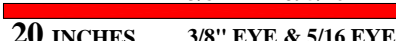

# 260 OPTIONS

REVISION

A: 02-19-03  
 B: 03-07-03  
 C: 03-12-03  
 D: 04-07-03

## ENGINE STAGE 26



### DUAL BATTERIES

- 1  2.5' 1/4" EYE & 5/16 EYE
- 2  11' 1/4" EYE & 5/16 EYE
- 3  4' 3/8" EYE & 5/16 EYE
- 4  12' 3/8" EYE & 5/16 EYE
- 5  20 INCHES 3/8" EYE & 5/16 EYE
- 6  20 INCHES 3/8" EYE & 5/16 EYE

#	SIZE	EYE	COLOR	EYE	LENGTH	DESCRIPTION
1	2 GA	1/4"	YELLOW	5/16"	2.5'	BATT TO BATT
2	2 GA	1/4"	YELLOW	5/16"	11'	#1 BATT TO #2 BATT
3	2 GA	3/8"	RED	5/16"	4'	#1 BATT TO FUSE
4	2 GA	3/8"	RED	5/16"	12'	#2 FUSE TO SWT
5	2 GA	3/8"	RED	5/16"	20 INCHES	#1 ENG TO SWT
6	2 GA	3/8"	RED	5/16"	20 INCHES	#2 BATT TO FUSE

## DECK RIGGING STAGE 34

### SHORE POWER

- 1  17' (14-3)
- 2  10' (10-3)



#	SIZE	COLOR	LENGTH	DESCRIPTION
1	14-3	ROMEX	17'	AFT OUTLET
2	10-3	ROMEX	10'	SHORE POWER

### VHF

- 1  13' MALE CONNECTORS ON BOTH ENDS  
FEMALE BARREL ON ONE END

#	SIZE	COLOR	LENGTH	DESCRIPTION
1	RG59U	BLACK	13'	VHF COAX CABLE

### COMPASS

- 1  10'
- 2 

#	SIZE	COLOR	LENGTH	DESCRIPTION
1	16 GA	GREY/YELLOW	10'	WHEEL STEERING COMPASS
2	16 GA	YELLOW	10'	WHEEL STEERING COMPASS GROUND