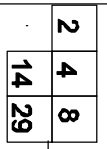
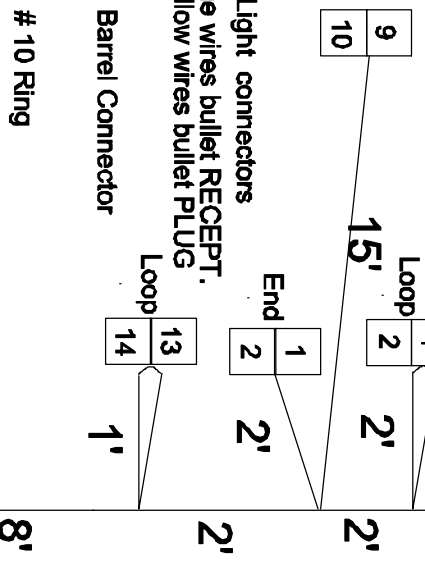



Ⓢ

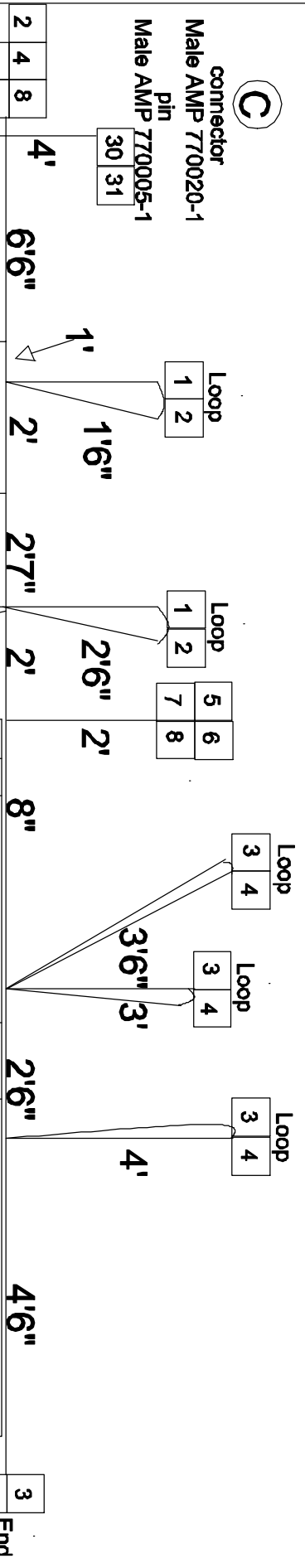
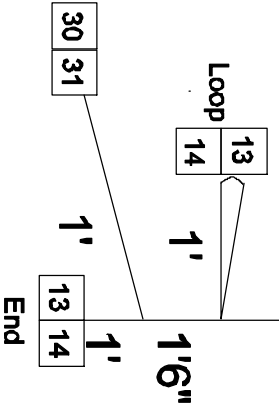
connector  
Male AMP 770020-1  
pin  
Male AMP 770005-1  
30 31



9,10 INTO  
"E" OF HEADLINER  
B HARNESS



# 10 Ring



1	16	BLUE	41'6"	MAIN LIGHTS
2	16	YELLOW	39'6"	MAIN LIGHTS GROUND
3	16	BLUE	45'	FORWARD LIGHTS
4	16	YELLOW	43'	FORWARD LIGHT GND
5	16	GRAY \ RED	18'	ANCHOR LIGHT
6	16	GRAY \ GREEN	18'	STEAMING LIGHT
7	16	GRAY	18'	DECKING LIGHT
8	12	YELLOW	16'	NAV. LIGHT GROUND
9	16	WHITE \ ORANGE	30'1"	PORT SKEAKER MAIN
10	16	WHITE \ YELLOW	30'1"	PORT SPK MAIN GND.
13	16	BLUE	337"	PORT AFT LIGHT
14	16	YELLOW	357"	PORT AFT LIGHT GND
28	16	RED \ WHITE	9'6"	VHF POWER
29	16	YELLOW	7'6"	VHF GROUND
30	16	RED/BLUE	28'7"	CO ALARM
31	16	YELLOW	28'7"	CO GROUND

6991 N.W. 73rd COURT  
Miami, FL. 33166  
Ph. 305-888-7706  
Fax 305-888-7285



TITLE  
**Hunter 290 Headliner "A"**

SIZE	CAGE CODE	DWG NO	REV
A			D
SCALE	NONE	SHEET	12/01/2001

RobinMartin