

**326
ENGINE STAGE 26**

REVISION
A: 02-19-03
B: 04/14/03
C: 07/28/03

**10 GAUGE
14'**



**16-2 DUPLEX
20'**



**16 GAUGE
6' INCHES**



**16 GAUGE
5'**



#	GAUGE	EYE	COLOR	EYE	LENGTH	DESCRIPTION
1	10 GA		GREEN/YELLOW		14'	FUEL FILL GRD
2	16-2		WHITE		20'	FIRE EXT.
3	16 GA		RED		6 INCHES	BLOWER RELAY
4	16 GA		YELLOW		5'	BLOWER RELAY GRD.

**306
DECKRIGGING STAGE 26**

16 GAUGE

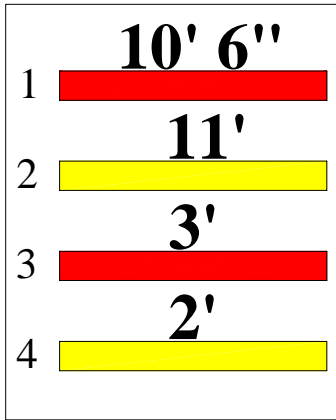


#	SIZE	EYE	COLOR	EYE	LENGTH	DESCRIPTION
1	16 GA		WHITE/BROWN		4'	SHUTDOWN BYPASS
2	16 GA		RED		2.5'	SHUTDOWN POWER
3	16 GA		YELLOW		2.5'	SHUTDOWN NEGATIVE

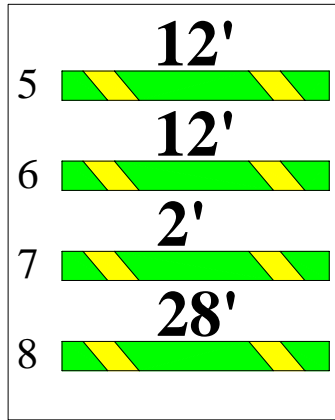
326
MODULE STAGE 24A

REVISION
A: 02-19-03
B:
C:

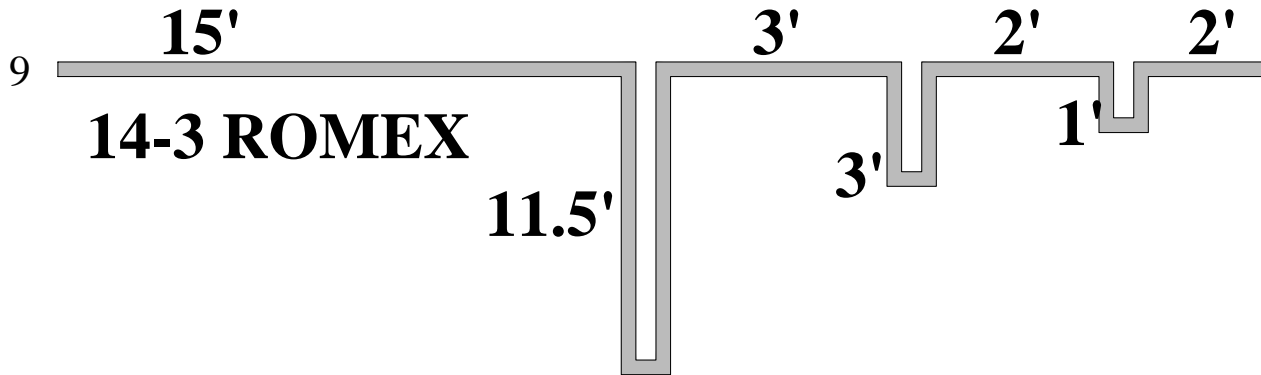
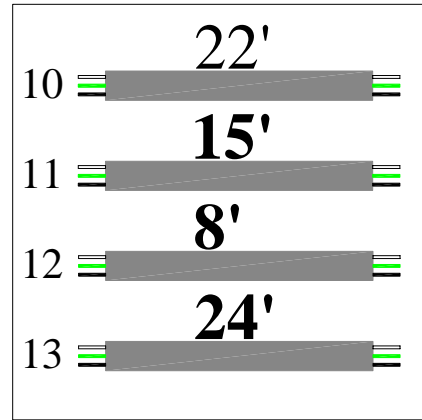
2 GAUGE



4 GAUGE



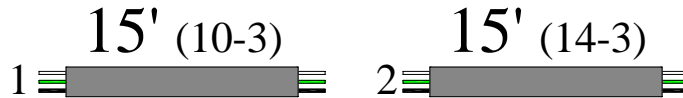
14-3 ROMEX



#	GAUGE	EYE	COLOR	EYE	LENGTH	DESCRIPTION
1	2 GA	3/8	RED	3/8	10' 6"	SWT TO ENG
2	2 GA	5/16	YELLOW	3/8	11'	GROUND
3	2 GA	3/8	RED	3/8	3'	ENG JUMPS
4	2 GA	5/16	YELLOW	3/8	2'	ENG JUMPS
5	4 GA	1/4	GREEN/YELLOW	3/4	12'	CHAIN PLATE GRD
6	4 GA	1/4	GREEN/YELLOW	3/4	12'	CHAIN PLATE GRD
7	4 GA	3/8	GREEN/YELLOW	3/8	2'	MAST POST GRD
8	4 GA	1/4	GREEN/YELLOW	3/8	28'	ARCH GROUND
9	14-3		ROMEX		53'	PORT OUTLET
10	14-3		ROMEX		22'	STBD OUTLET
11	14-3		ROMEX		15'	WATER HEATER
12	14-3		ROMEX		8'	BATT CHRG
13	14-3		ROMEX		24'	MICROWAVE

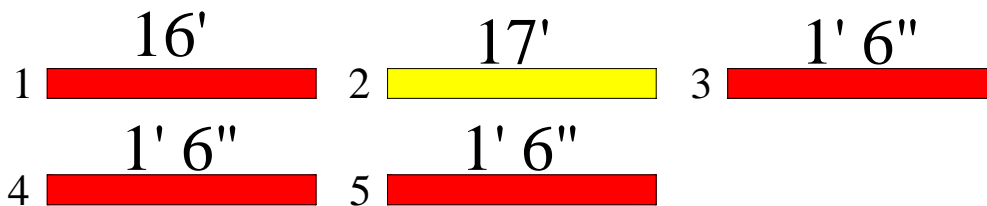
MODULE STAGE 24A

AIR CONDITIONING



#	EYE	SIZE	EYE	COLOR	LENGTH	DESCRIPTION
1		10-3		ROMEX	15'	AC POWER
2		14-3		ROMEX	15'	AC PUMP

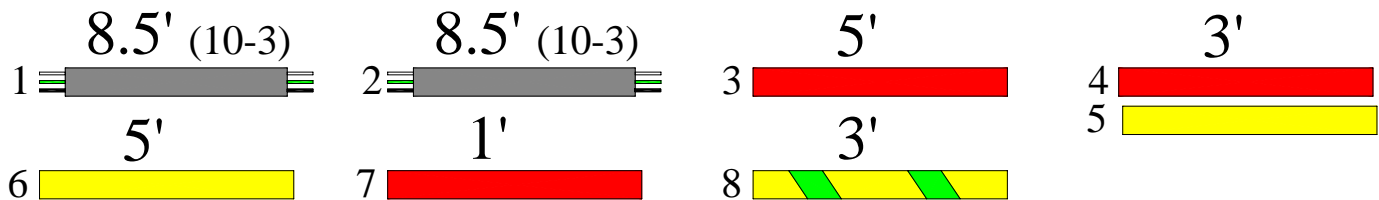
WINDLASS



#	EYE	SIZE	EYE	COLOR	LENGTH	DESCRIPTION
1	5/16	2 GA	1/4	RED	16'	WINDLASS
2	5/16	2 GA	5/16	YELLOW	17'	WINDLASS GRD.
3	3/8	2 GA	1/4	RED	18"	WINDLASS JUMP
4	3/8	2 GA	3/8	RED	18"	WINDLASS JUMP
5	5/16	2 GA	5/16	RED	18"	WINDLASS REMOVE SWT

ENGINE STAGE 26

INVERTER

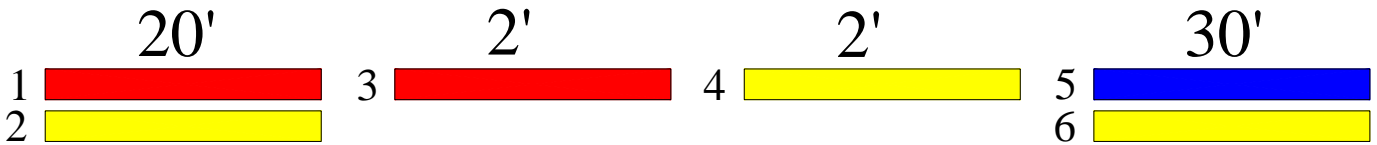


#	EYE	SIZE	EYE	COLOR	LENGTH	DESCRIPTION
1		10-3		ROMEX	8.5"	INVERTER INPUT
2		10-3		ROMEX	8.5"	INVERTER OUTPUT
3	5/16	2 GA	5/16	RED	5'	BATT TO INVERTER
4	5/16	2 GA	5/16	RED	3'	BATT TO INVERTER
5	5/16	2 GA	5/16	YELLOW	3'	BATT TO INVERTER
6	5/16	2 GA	5/16	YELLOW	5'	BATT TO INVERTER
7	3/8	2 GA	3/8	RED	1'	FUSE JUMPER
8	5/16	1/0	1/4	YELLOW/GREEN	3'	INVERTER GROUND

326
OPTIONS PAGE 2 OF 2

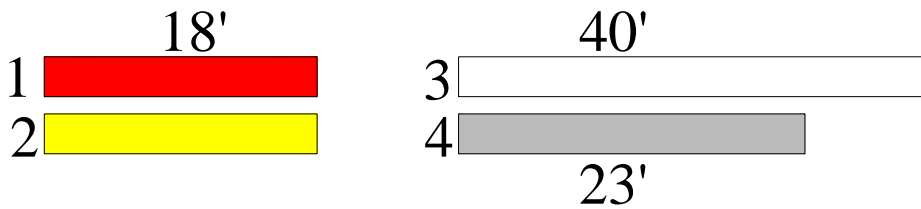
DECK RIGGING STAGE 34

HALYARD



#	EYE	SIZE	EYE	COLOR	LENGTH	DESCRIPTION
1	3/8	2 GA	3/8	RED	20'	HALYARD
2	3/8	2 GA	3/8	YELLOW	20'	HALYARD GRD.
3	3/8	2 GA	3/8	RED	2'	HALYARD JUMP
4	3/8	2 GA	3/8	YELLOW	2'	HALYARD JUMP
5		16 GA		BLUE	30'	HALYARD REMOVE SWT
6		16 GA		YELLOW	30'	HALYARD REMOVE SWT

TV/DVD



#	EYE	SIZE	EYE	COLOR	LENGTH	DESCRIPTION
1		12 GA		RED	18'	TV/DVD PWR
2		12 GA		YELLOW	18'	TV/DVD NEG.
3		RG59		COAX	40'	TV CABLE
4		22 GA		4 COND.	23'	PHONE CABLE