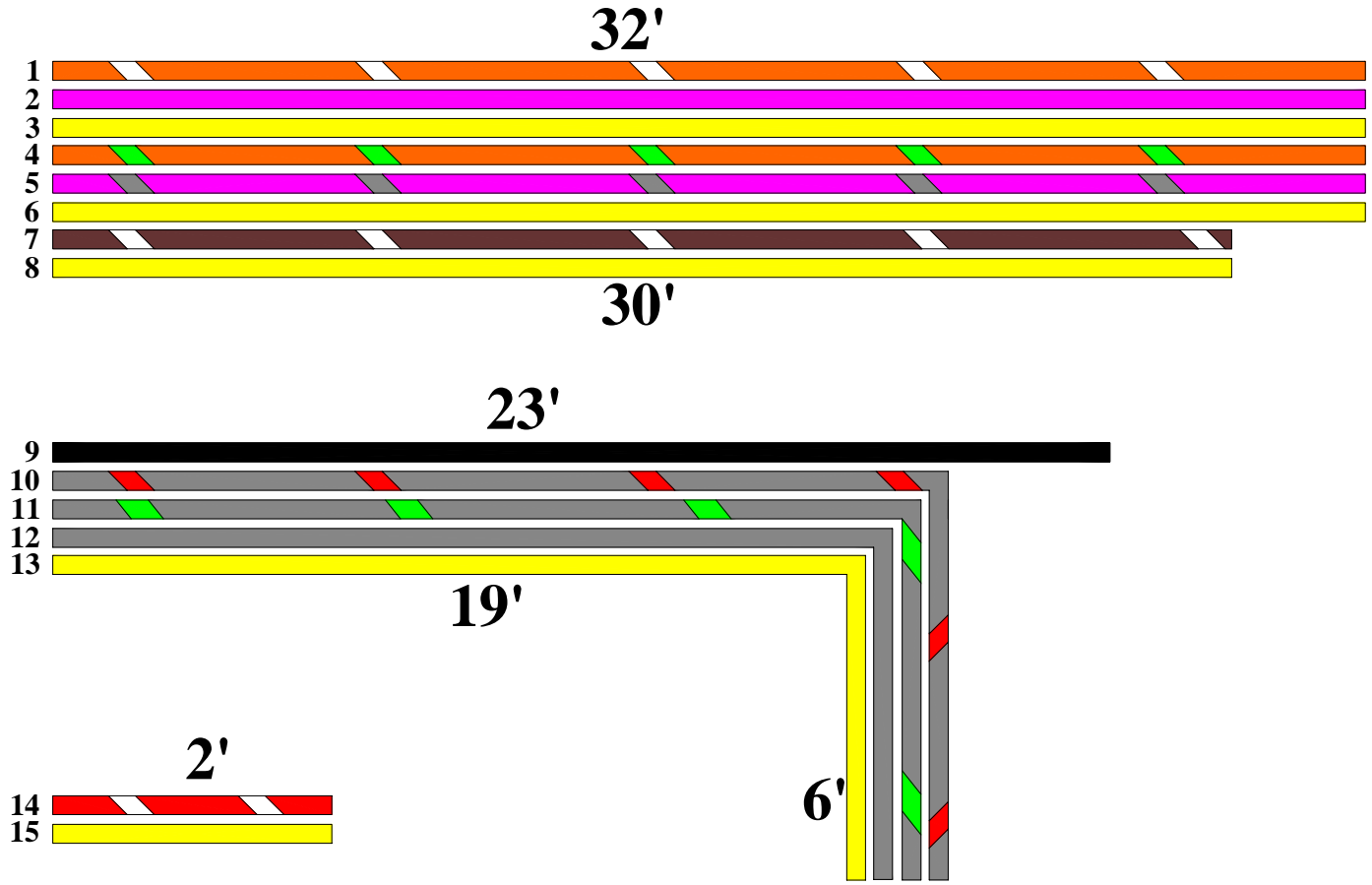


**386
DECK RIGGING 1 STAGE 34**

REVISION
A: 06-10-03
B:
C:



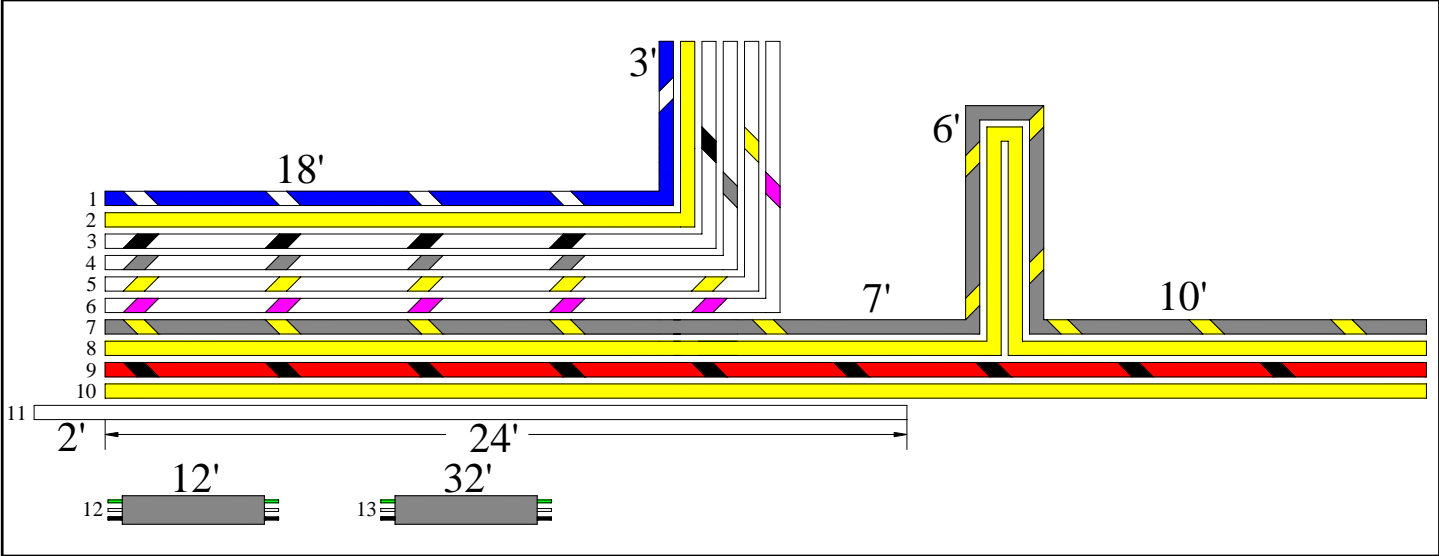
#	SIZE	COLOR	LENGTH	DESCRIPTION
1	16 GA	ORANGE/WHITE	32'	FUEL TANK
2	16 GA	PINK	32'	FUEL TANK
3	16 GA	YELLOW	32'	FUEL TANK GROUND
4	16 GA	ORANGE/GREEN	32'	WASTE TANK
5	16 GA	PINK/GREY	32'	WASTE TANK
6	16 GA	YELLOW	32'	WASTE TANK GROUND
7	10 GA	BROWN/WHITE	30'	MACERATOR
8	10 GA	YELLOW	30'	MACERATOR GROUND
9	COAX	BLACK	23'	VHF BRAIDED
10	14 GA	GREY/RED	25'	DECK LIGHT
11	14 GA	GREY/GREEN	25'	STEAMING LIGHT
12	14 GA	GRAY	25'	ANCHOR LIGHT
13	10 GA	YELLOW	25'	ANCHOR LIGHT GROUND
14	16 GA	RED/WHITE	2'	RADAR ARCH
15	16 GA	YELLOW	2'	RADAR ARCH GROUND

PART # 258184

**386
DECK RIGGING 2 STAGE 34**

A: 02-19-03
B: 05/08/03
C: 05/27/03
D: 11/20/03

REVISION



#	SIZE	COLOR	LENGTH	DESCRIPTION
1	16 GA	BLUE/WHITE	21'	COURTESY LIGHT
2	16 GA	YELLOW	21'	COURTESY LIGHT GROUND
3	16 GA	WHITE/BLACK	21'	RADAR ARCH STBD GROUND
4	16 GA	WHITE/GRAY	21'	RADAR ARCH STBD
5	16 GA	WHITE/YELLOW	21'	RADAR ARCH PORT GROUND
6	16 GA	WHITE/PINK	21'	RADAR ARCH PORT
7	14 GA	GREY/YELLOW	47'	STERN LIGHT
8	14 GA	YELLOW	47'	STERN LIGHT GROUND
9	16 GA	RED/BLACK	35'	GPS POWER
10	12 GA	YELLOW	35'	COMMON GROUND
11	16-2	DUPLEX	26'	ENGINE SOLENOID
12	10-3	ROMEX	12'	SP 1 TO TRANS IN 1
13	10-3	ROMEX	32'	TRANS 1 TO MDP 1

386
DECK RIGGING 3 STAGE 34

REVISION
A: 02/19/03
B: 02/24/03
C: 05-08-03
D: 09-24-03

26'



38'

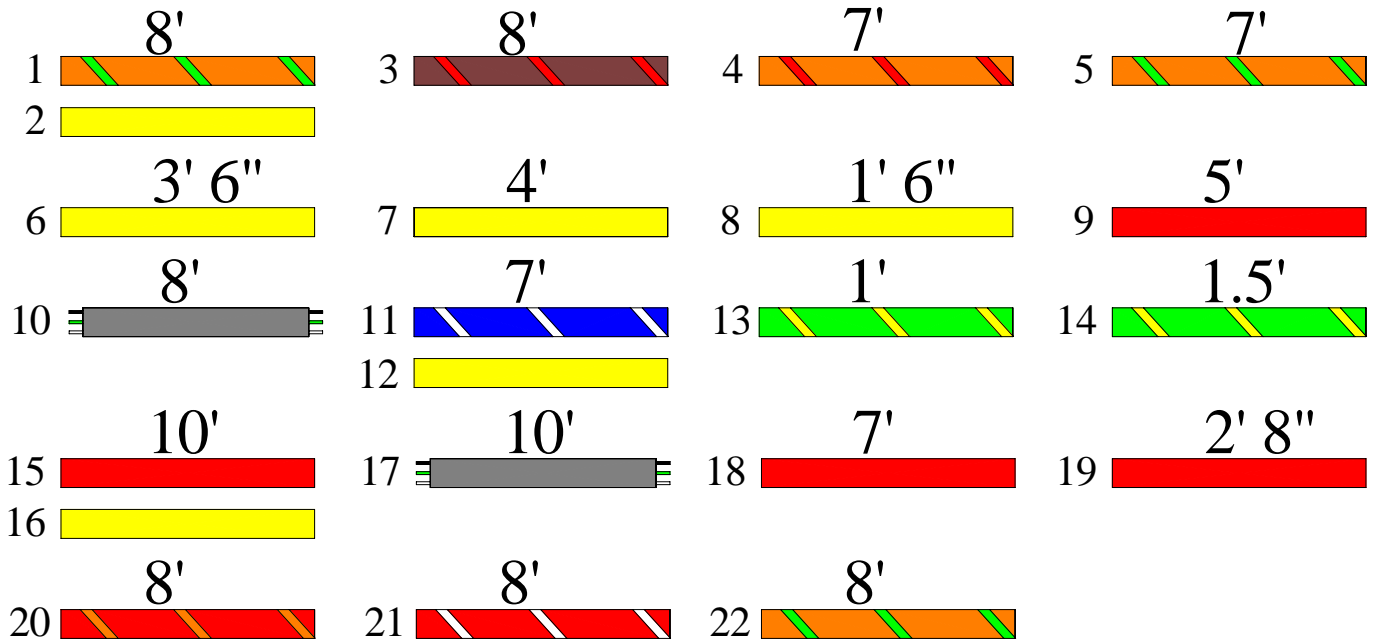


NOTE: TAPE ALL WIRES TOGETHER TO 18'

NUMBER	SIZE	COLOR	LENGTH	DESCRIPTION
1	16 GA	BLUE	26'	MID LIGHTS
2	16 GA	YELLOW	26'	MID LIGHTS GRD.
3	16 GA	BLUE	38'	MID LIGHTS
4	16 GA	YELLOW	38'	MID LIGHTS GRD.

386
ELECTRIC 1 STAGE 56

REVISION
A: 02-19-03
B: 05-08-03
C: 09-24-03

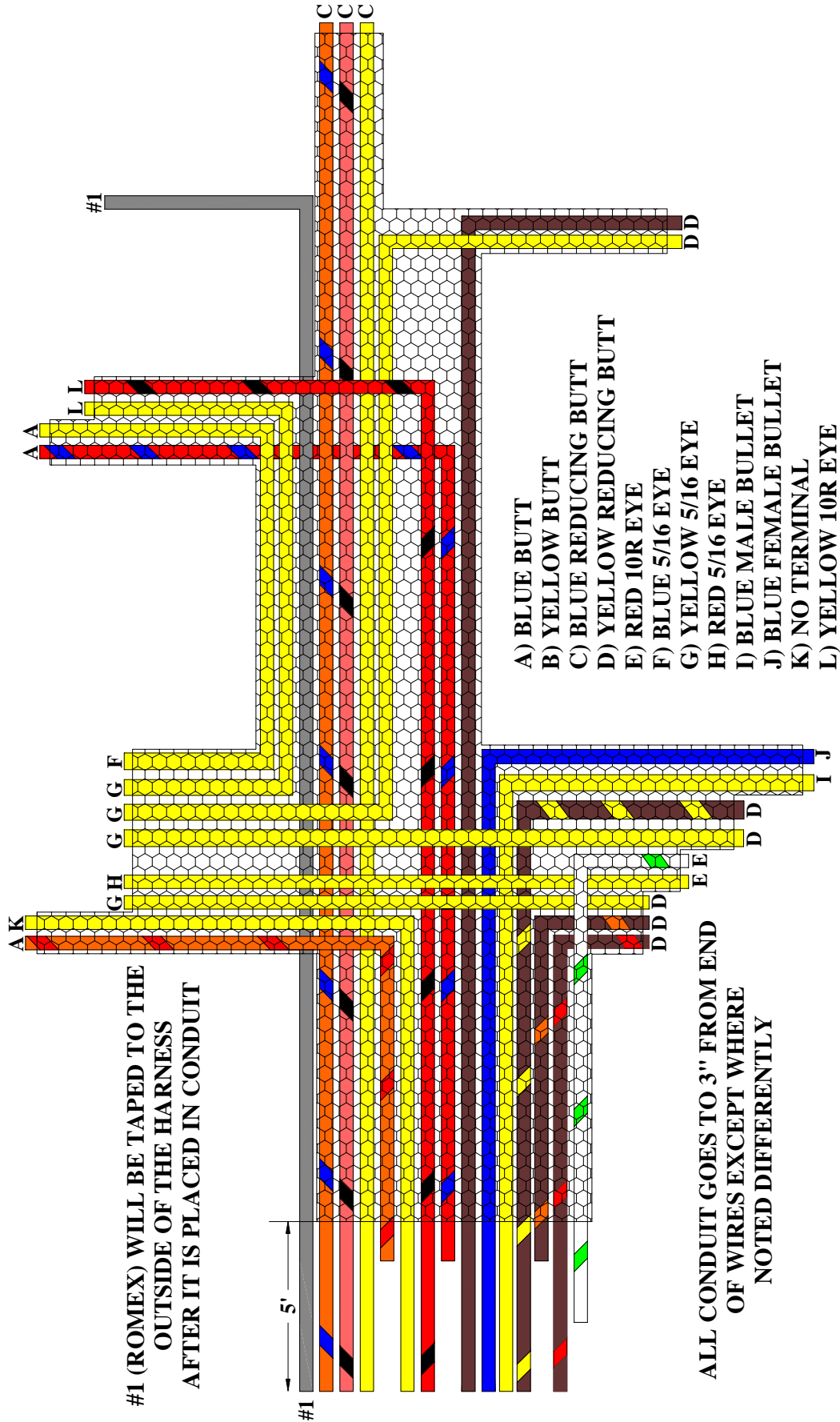


#	SIZE	EYE	COLOR	EYE	LENGTH	DESCRIPTION
1	6 GA		ORANGE/GREEN		8'	POWER D.C.
2	6 GA		YELLOW		8'	POWER D.C. GRD
3	12 GA		BROWN/RED		8'	BILGE POWER
4	8 GA		ORANGE/RED		7'	BATTERY CHARGER
5	8 GA		ORANGE/GREEN		7'	BATTERY CHARGER
6	8 GA		YELLOW		3' 6"	BATTERY CHARGER
7	2/0	3/8	YELLOW	5/16	4'	BATTERY GROUND
8	2/0	3/8	YELLOW	5/16	1' 6"	BATTERY GROUND
9	2/0	3/8	RED	3/8	5'	BATTERY JUMPER
10	14-3		ROMEX		8'	PORT OUTLET
11	16 GA		BLUE/WHITE		7'	MAP LIGHT
12	16 GA		YELLOW		7'	MAP LIGHT GRD
13	6 GA		GREEN/YELLOW		1'	ZINC SAVER
14	6 GA		GREEN/YELLOW		1' 6"	ZINC SAVER
15	16 GA		RED		10'	THERMO
16	16 GA		YELLOW		10'	THERMO GROUND
17	14-3		ROMEX		10'	BATTERY CHARGER
18	2/0	3/8	RED	3/8	7'	HOUSE BATTERY
19	2/0	3/8	RED	3/8	2' 8"	FUSE JUMPER
20	16 GA		RED/ORANGE		8'	TANK MONITOR
21	16 GA		RED/WHITE		8'	START BATT TEST
22	12 GA		ORANGE/GREEN		8'	STEREO MEMORY

386
ENGINE STAGE CONDUIT 26

A: 06/18/03

REVISION



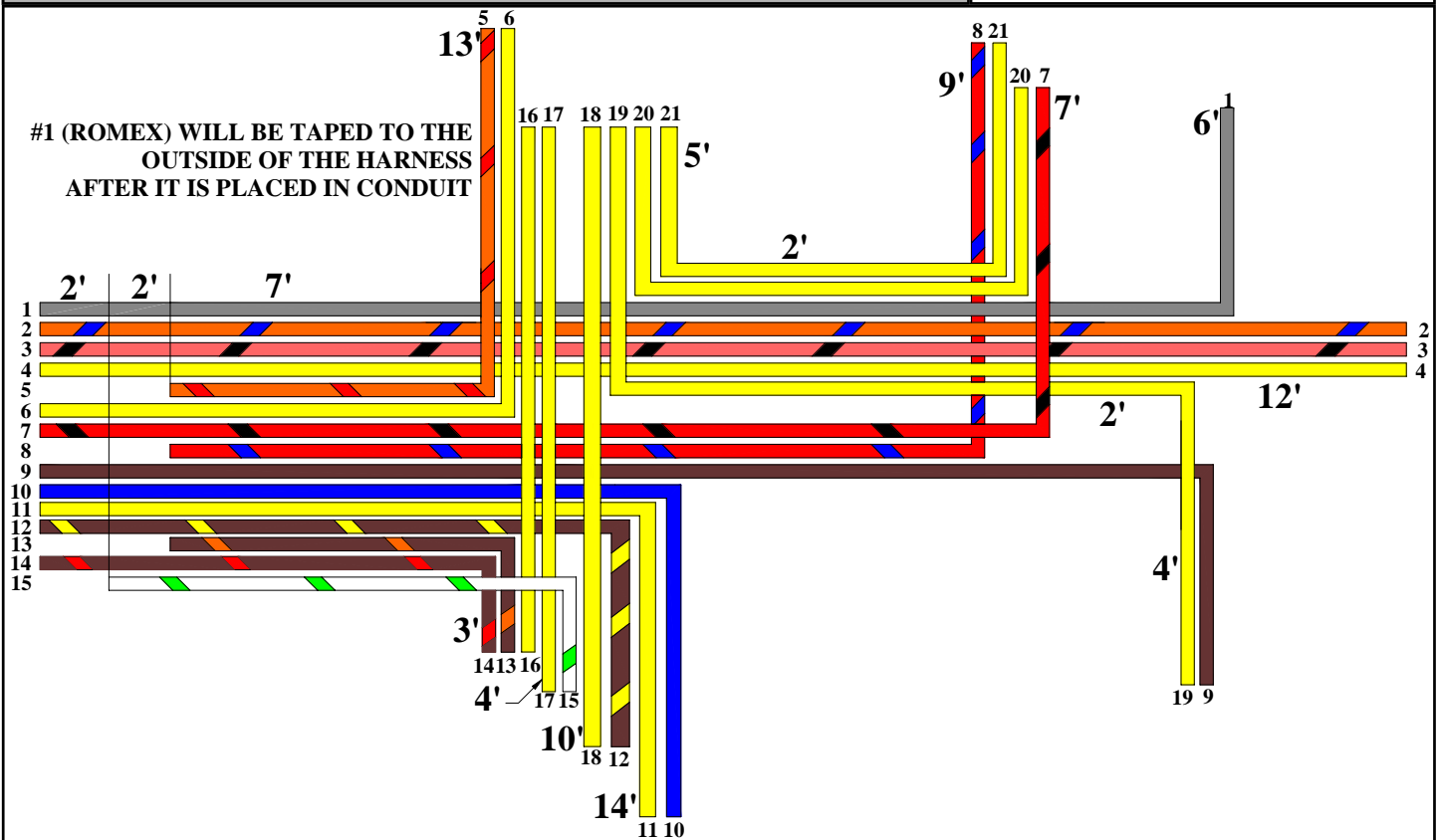
#1 (ROMEX) WILL BE TAPED TO THE OUTSIDE OF THE HARNESS AFTER IT IS PLACED IN CONDUIT

ALL CONDUIT GOES TO 3" FROM END OF WIRES EXCEPT WHERE NOTED DIFFERENTLY

- A) BLUE BUTT
- B) YELLOW BUTT
- C) BLUE REDUCING BUTT
- D) YELLOW REDUCING BUTT
- E) RED 10R EYE
- F) BLUE 5/16 EYE
- G) YELLOW 5/16 EYE
- H) RED 5/16 EYE
- I) BLUE MALE BULLET
- J) BLUE FEMALE BULLET
- K) NO TERMINAL
- L) YELLOW 10R EYE

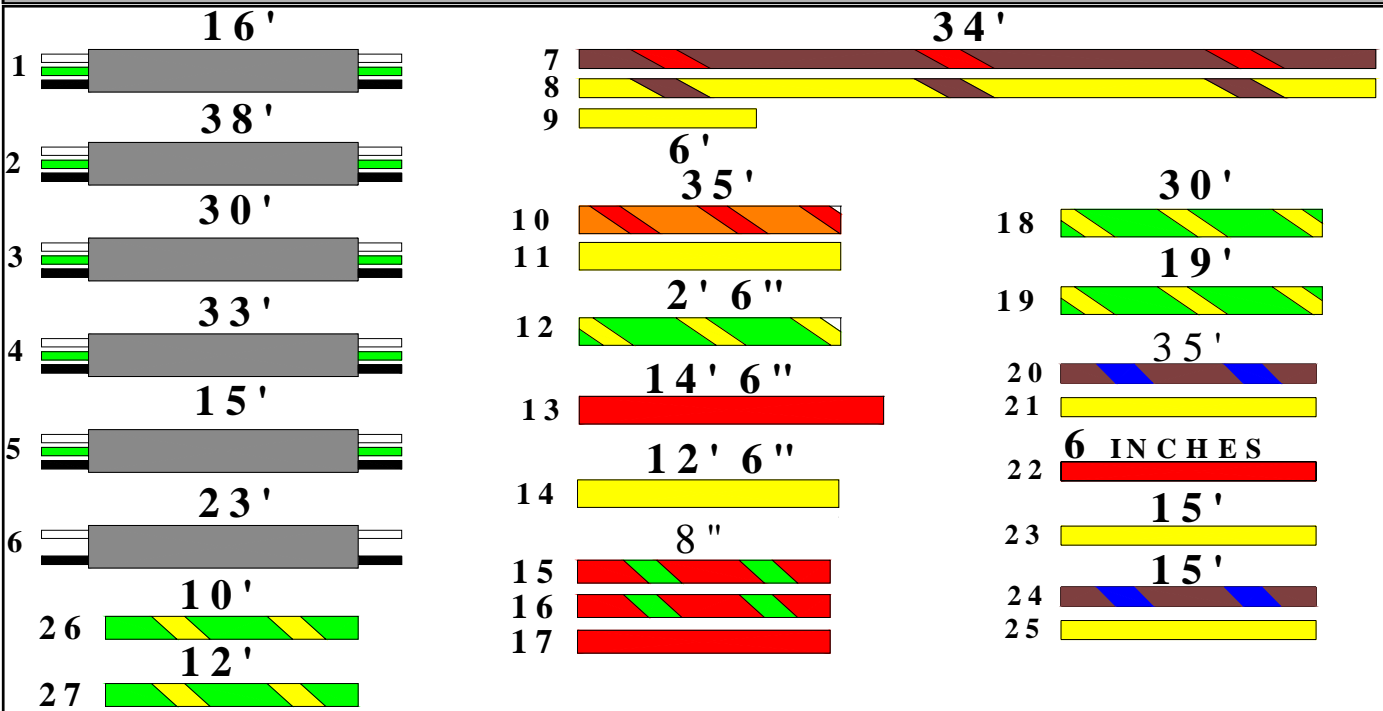
386
ENGINE STAGE 26 PAGE 1 OF 2

REVISION
A: 02-19-03 B: 02-27-03 C: 03-19-03
D: 04/11/03 E: 04/14/03 F: 05-08-03
G: 06/10/03 H: 06/18/03 I: 06-30-03



#	SIZE	COLOR	LENGTH	DESCRIPTION
1	14-3	ROMEX	21'	WATER HEATER
2	16 GA	ORANGE/BLUE	27'	WATER TANK
3	16 GA	PINK/BLACK	27'	WATER TANK
4	16 GA	YELLOW	27'	WATER TANK GRD.
5	16 GA	ORANGE/RED	20'	PROPANE POWER
6	16 GA	YELLOW	24'	PROPANE POWER GRD.
7	10 GA	RED/BLACK	20'	REFRIGERATOR
8	16 GA	RED/BLUE	18'	CO MONITOR PWR
9	12 GA	BROWN	19'	WATER PUMP
10	16 GA	BLUE	25'	ENGINE LIGHT
11	16 GA	YELLOW	25'	ENGINE LIGHT NEG
12	12 GA	BROWN/YELLOW	21'	SUMP PUMP
13	12 GA	BROWN/ORG	10'	AUTO BILGE
14	12 GA	BROWN/RED	14'	MAIN BILGE
15	8 GA	WHITE/GREEN	13'	HW PUMP
16	12 GA	YELLOW	8'	MAIN BILGE GRD.
17	8 GA	YELLOW	9'	HW PUMP NEG
18	12 GA	YELLOW	15'	SUMP PUMP NEG
19	12 GA	YELLOW	13'	WATER PUMP NEG
20	10 GA	YELLOW	14'	REFRIGERATOR GROUND
21	16 GA	YELLOW	16'	CO MONITOR NEG

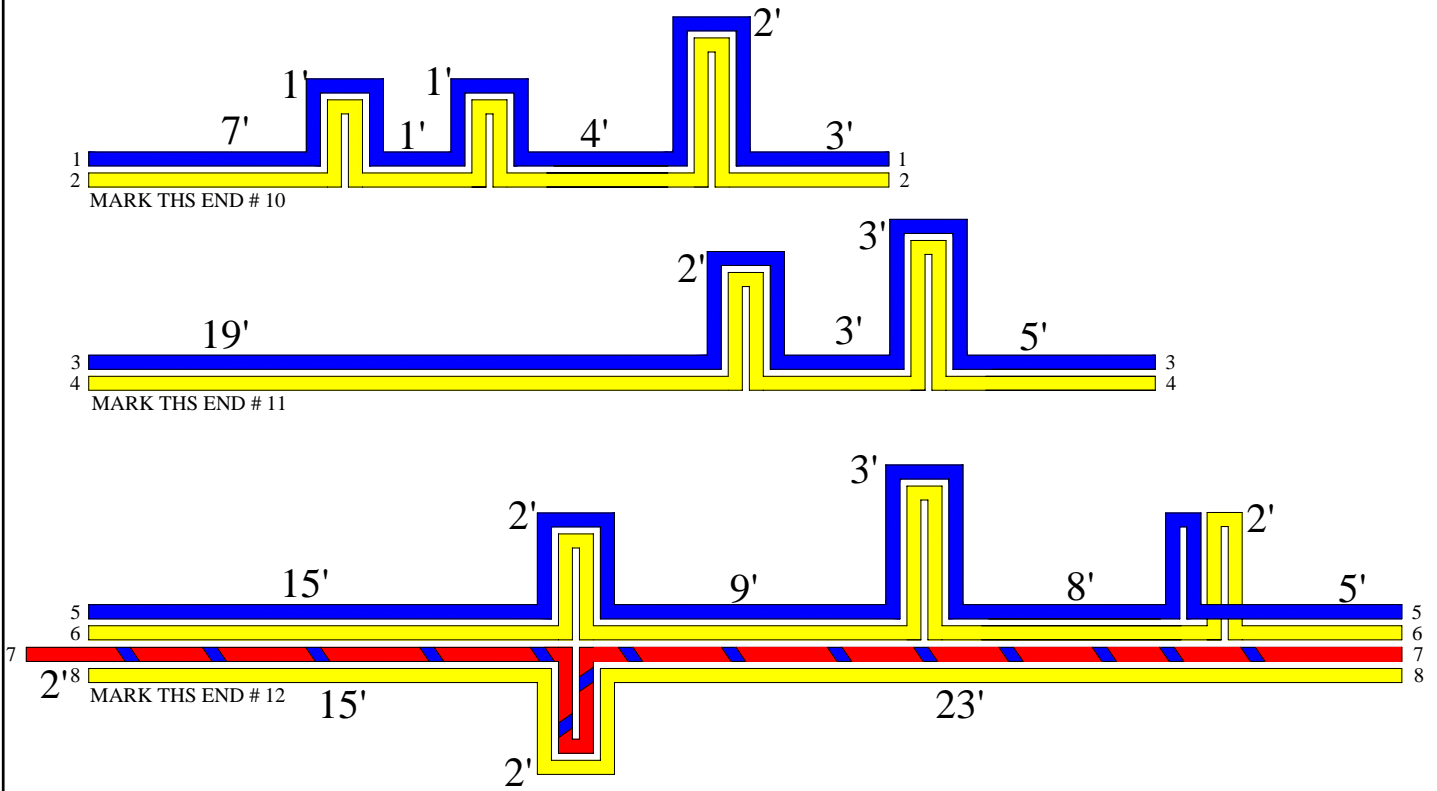
386
ENGINE STAGE 26 PAGE 2 OF 2



#	SIZE	EYE	COLOR	EYE	LENGTH	DESCRIPTION
1	10-3		ROMEX		16'	A/C POWER
2	14-3		ROMEX		38'	PORT OUTLET
3	14-3		ROMEX		30'	STBD OUTLET
4	14-3		ROMEX		33'	MICROWAVE
5	14-3		ROMEX		15'	STBD AFT
6	16-2		WHITE/BLACK		23'	FIRE EXT.
7	16 GA		BROWN/RED		34'	HW ALARM IND.
8	16 GA		YELLOW/BROWN		34'	HW RELAY SW
9	16 GA		YELLOW		6'	HW ALARM NEG
10	16 GA		ORANGE/RED		35'	PROPANE TANK
11	16 GA		YELLOW		35'	PROPANE TANK NEG
12	4 GA	1/4"	GREEN/YELLOW	3/8"	2' 6"	MAST POST GRD.
13	2/0	5/16"	RED	3/8"	14' 6"	BATTERY CABLES
14	2/0	5/16"	YELLOW	3/8"	12' 6"	BATTERY CABLES GRD.
15	10 GA		RED/GREEN		8"	HW RELAY JUMPERS
16	10 GA		RED/GREEN		8"	HW RELAY JUMPERS
17	10 GA		RED		8"	HW RELAY JUMPERS
18	4 GA	3/8"	GREEN/YELLOW	3/8"	30'	ARCH GROUND
19	10 GA		GREEN/YELLOW		19'	FUEL FILL GROUND
20	12 GA		BROWN/BLUE		35'	BLOWER
21	12 GA		YELLOW		35'	BLOWER GROUND
22	16 GA		RED		6 INCHES	BLOWER RELAY
23	16 GA		YELLOW		15'	BLOWER RELAY GRD
24	16 GA		BROWN/BLUE		15'	BLOWER SWITCH
25	16 GA		YELLOW		15'	BLOWER SWITCH GROUND
26	4 GA	1/4"	GREEN/YELLOW	3/4"	10'	PORT OUTER CHAINPLATE
27	4 GA	1/4"	GREEN/YELLOW	3/4"	12'	STBD OUTER CHAINPLATE

386
AFT HEADLINER STAGE 11

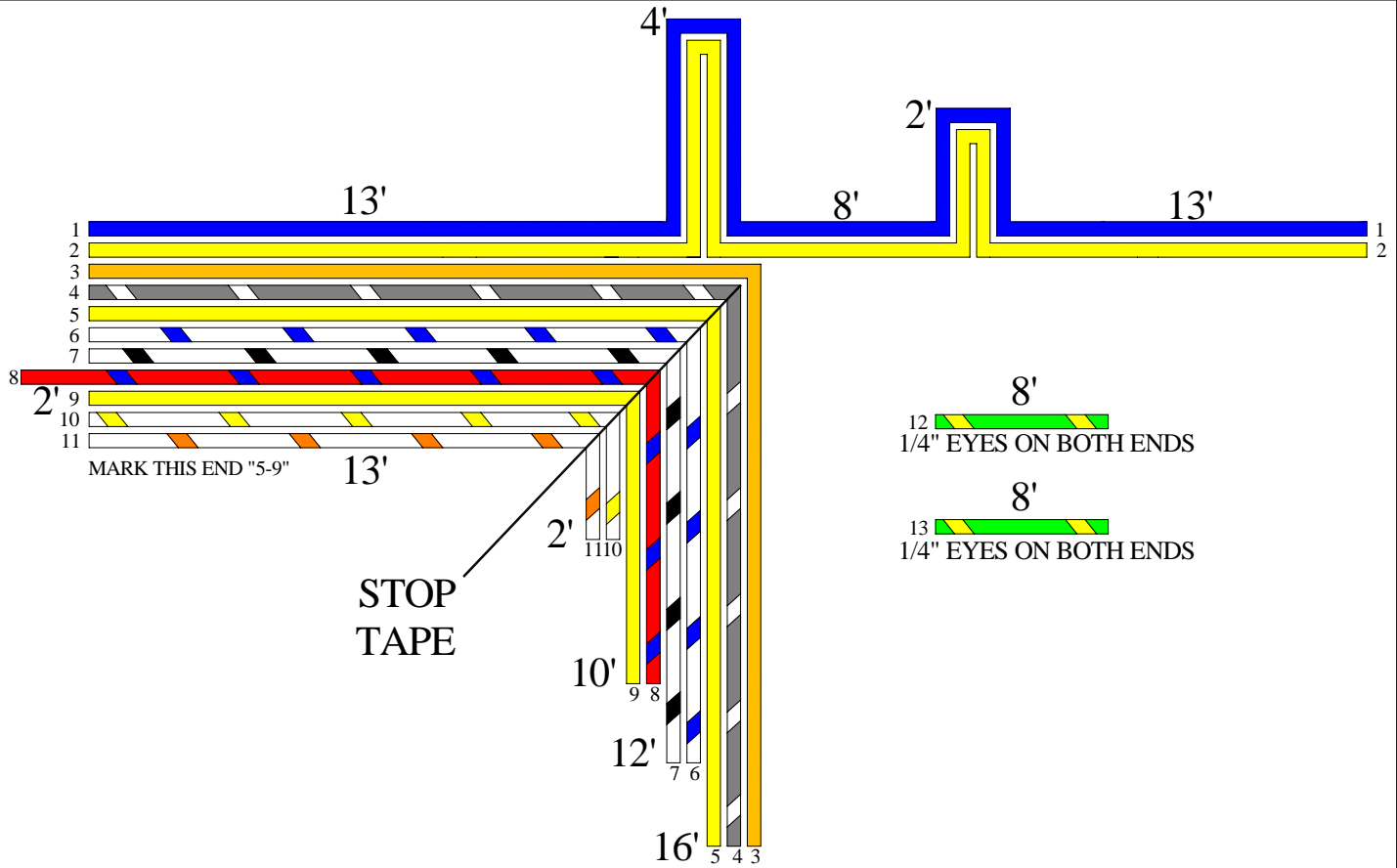
REVISION
A: 02-19-03
B: 05-08-03
C:



NUMBER	SIZE	COLOR	LENGTH	DESCRIPTION
1	16 GA	BLUE	23'	AFT LIGHTS
2	16 GA	YELLOW	23'	AFT LIGHTS GROUND
3	16 GA	BLUE	37'	AFT LIGHTS
4	16 GA	YELLOW	37'	AFT LIGHTS GROUND
5	16 GA	BLUE	51'	AFT LIGHTS
6	16 GA	YELLOW	51'	AFT LIGHTS GROUND
7	16 GA	RED/BLUE	43'	CO MONITOR POWER
8	16 GA	YELLOW	41'	CO MONITOR GROUND

386 FORWARD HEADLINER STAGE 11

REVISION
A: 02-19-03
B: 04/11/03
C: 05-08-03
D: 09-24-03
E: 11/20/03



#	SIZE	EYE	COLOR	EYE	LENGTH	DESCRIPTION
1	16 GA		BLUE		46'	LIGHTS
2	16 GA		YELLOW		46'	LIGHTS GROUND
3	16 GA		TAN		29'	WINDLASS
4	14 GA		GRAY/WHITE		29'	BOW LIGHT
5	14 GA		YELLOW		29'	BOW LIGHT GROUND
6	16 GA		WHITE/BLUE		25'	MAIN STBD SPEAKER
7	16 GA		WHITE/BLACK		25'	MAIN STBD SPEAKER GROUND
8	16 GA		RED/BLUE		25'	CO MONITOR POWER
9	16 GA		YELLOW		23'	CO MONITOR GROUND
10	16 GA		WHITE/YELLOW		15'	MAIN PORT SPEAKER GROUND
11	16 GA		WHITE/ORANGE		15'	MAIN PORT SPEAKER
12	4 GA	1/4	GREEN/YELLOW	1/4	8'	PORT CHAIN PLATE GROUND
13	4 GA	1/4	GREEN/YELLOW	1/4	8'	STBD CHAIN PLATE GROUND

386 OPTIONS PAGE 1 OF 3

REVISION
 A: 02-19-03 E: 05-08-03
 B: 02-28-03 F: 05-27-03
 C: 04/03/03 G: 06/26/03
 D: 04/11/03 H: 10/08/03

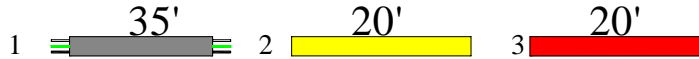
ENGINE STAGE 26

ALTERNATOR



#	EYE	SIZE	EYE	COLOR	LENGTH	DESCRIPTION
1	5/16	2 GA	5/16	RED	15'	ALTERNATOR
2	5/16	2 GA	5/16	YELLOW	3'	ALTERNATOR GROUND

GENERATOR



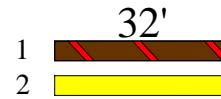
#	EYE	SIZE	EYE	COLOR	LENGTH	DESCRIPTION
1		6-3		ROMEX	35'	GENERATOR POWER
2	3/8	2/0	5/16	YELLOW	20'	GENERATOR BATTERY GROUND
3	5/16	2/0	5/16	RED	20'	GENERATOR BATTERY

ELECTRIC HEAD



#	SIZE	COLOR	LENGTH	DESCRIPTION
1	10 GA	BROWN/PINK	12'	HEAD POWER
2	10 GA	YELLOW	12'	HEAD GROUND
3	16 GA	YELLOW/BROWN	8'	HEAD POWER
4	16 GA	YELLOW	8'	HEAD GROUND

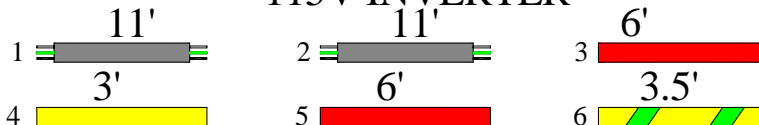
VACUUM FLUSH



#	SIZE	COLOR	LENGTH	DESCRIPTION
1	10 GA	BROWN/RED	32'	VACUUM FLUSH
2	10 GA	YELLOW	32'	VACUUM FLUSH GROUND

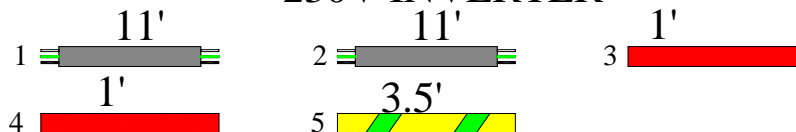
ELECTRICAL STAGE 56

115V INVERTER



#	EYE	SIZE	EYE	COLOR	LENGTH	DESCRIPTION
1		10-3		ROMEX	11'	INVERTER IN
2		10-3		ROMEX	11'	INVERTER OUT
3	3/8	2/0	3/8	RED	6'	INVERTER JUMPER
4	3/8	2/0	3/8	YELLOW	3'	INVERTER JUMPER
5		10 GA		RED	6'	ECHO
6	3/8	1/0	1/4	YELLOW/GREEN	3.5'	INVERTER GROUND

230V INVERTER



#	EYE	SIZE	EYE	COLOR	LENGTH	DESCRIPTION
1		10-3		ROMEX	11'	INVERTER IN
2		10-3		ROMEX	11'	INVERTER OUT
3	5/16	2 GA	5/16	RED	1'	INVERTER JUMPER
4	5/16	2 GA	5/16	RED	1'	INVERTER JUMPER
5	3/8	1/0	1/4	YELLOW/GREEN	3.5'	INVERTER GROUND

386
OPTIONS PAGE 2 OF 3

DECK RIGGING STAGE 34

AUTO PILOT 7000



#	EYE	SIZE	EYE	COLOR	LENGTH	DESCRIPTION
1		8 GA		RED	6'	AUTO PILOT ST 7000
2		8 GA		YELLOW	6'	AUTO PILOT ST 7000 GROUND
3		16 GA		RED	22'	AUTO PILOT ST 7000
4		16 GA		YELLOW	22'	AUTO PILOT ST 7000 GROUND
5		8 GA		RED	22'	AUTO PILOT ST 7000
6		8 GA		YELLOW	22'	AUTO PILOT ST 7000 GROUND

AIR CONDITIONING



#	EYE	SIZE	EYE	COLOR	LENGTH	DESCRIPTION
1		10-3		ROMEX	12'	SP 2 TO TRANS 2
2		10-3		ROMEX	32'	TRANS 2 TO MDP 2

FAN



#	EYE	SIZE	EYE	COLOR	LENGTH	DESCRIPTION
1		16 GA		WHITE	25'	FAN
2		16 GA		YELLOW	25'	FAN GROUND
3		16 GA		WHITE	19'	FAN
4		16 GA		YELLOW	19'	FAN GROUND

TV/DVD

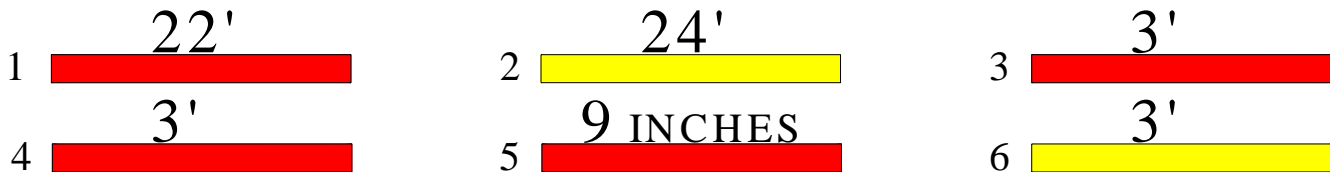


#	EYE	SIZE	EYE	COLOR	LENGTH	DESCRIPTION
1		12 GA		RED	18'	TV/DVD POWER
2		12 GA		YELLOW	18'	TV/DVD NEGATIVE
3		RG 59U		WHITE COAX	40'	TV CABLE
4		22 GA		GREY SHIELD	25'	PHONE CABLE

386
OPTIONS PAGE 3 OF 3

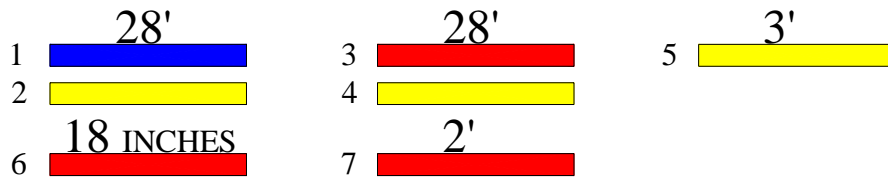
DECK RIGGING STAGE 34

WINDLASS



#	EYE	SIZE	EYE	COLOR	LENGTH	DESCRIPTION
1	5/16	2 GA	1/4	RED	22'	WINDLASS
2	5/16	2 GA	3/8	YELLOW	24'	WINDLASS GROUND
3	5/16	2 GA	5/16	RED	3'	WINDLASS JUMPER
4	5/16	2 GA	5/16	RED	3'	WINDLASS JUMPER
5	3/8	2 GA	5/16	RED	9 INCHES	WINDLASS JUMPER
6	5/16	16 GA	F-spade	YELLOW	3'	CONTROL BOX NEG.

HALYARD



#	EYE	SIZE	EYE	COLOR	LENGTH	DESCRIPTION
1		16 GA		BLUE	28'	HALYARD
2		16 GA		YELLOW	28'	HALYARD GROUND
3	3/8	2 GA	5/16	RED	28'	HALYARD WINCH
4	3/8	2 GA	5/16	YELLOW	28'	HALYARD WINCH GROUND
5	3/8	2 GA	5/16	YELLOW	3'	HALYARD JUMPER
6	3/8	2 GA	1/4	RED	18 INCHES	HALYARD JUMPER
7	3/8	2 GA	1/4	RED	2'	HALYARD JUMPER

RADAR



#	EYE	SIZE	EYE	COLOR	LENGTH	DESCRIPTION
1		10 GA		RED	45'	RADAR POWER
2		10 GA		YELLOW	45'	RADAR GROUND