

**ENGINE STAGE 26**

**ALTERNATOR**

8' (2 GA)                      3' (2 GA)



#	SIZE	EYE	COLOR	EYE	LENGTH	DESCRIPTION
1	2 GA	3/8	RED	5/16	8'	ALTERNATOR
2	2 GA	3/8	YELLOW	3/8	3'	ALTERNATOR GROUND

**GENERATOR**

9' (6-3)

6' (2 GA)

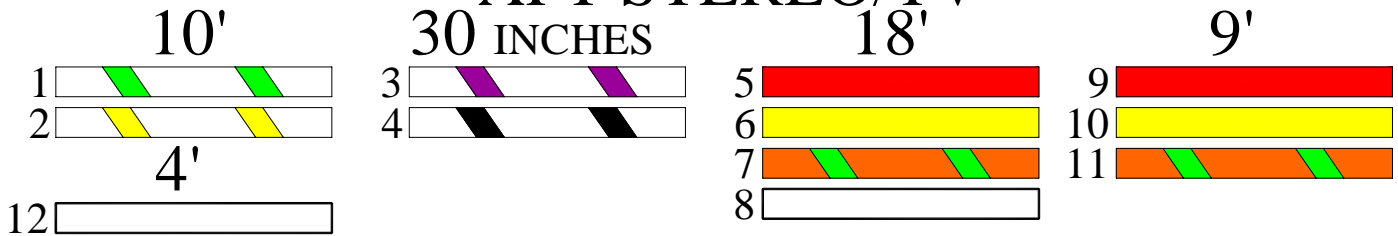
5' (2 GA)



#	SIZE	EYE	COLOR	EYE	LENGTH	DESCRIPTION
1	6/3		ROMEX		9'	GENERATOR
2	2 GA	5/16	RED	3/8	6'	GENERATOR
3	2 GA	3/8	YELLOW	3/8	5'	GENERATOR GROUND.

**DECK RIGGING STAGE 34**

**AFT STEREO/TV**



#	SIZE	EYE	COLOR	EYE	LENGTH	DESCRIPTION
1	16 GA		WHITE/GREEN		10'	AFT STEREO LEFT POSITIVE
2	16 GA		WHITE/YELLOW		10'	AFT STEREO LEFT NEGATIVE
3	16 GA		WHITE/PURPLE		30"	AFT STEREO RIGHT POSITIVE
4	16 GA		WHITE/BLACK		30"	AFT STEREO RIGHT NEGATIVE
5	12 GA		RED		18'	AFT STEREO/DVD POWER
6	12 GA		YELLOW		18'	AFT STEREO/DVD NEGATIVE
7	12 GA		ORANGE/GREEN		18'	AFT STEREO/DVD MEMORY
8	RG 59		COAX		18'	AFT TV COAX
9	12 GA		RED		9'	AFT ENTERTAINMENT POWER
10	12 GA		YELLOW		9'	AFT ENTERTAINMENT NEGATIVE
11	12 GA		ORANGE/GREEN		9'	AFT ENTERTAINMENT MEMORY
12	RG 59		COAX		4'	AFT TV SPLITTER

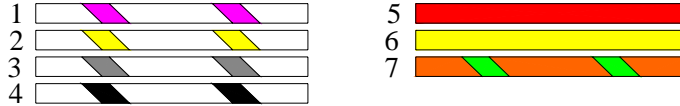
**FWD QUIET FLUSH**

#	SIZE	COLOR	LENGTH	DESCRIPTION
1	16 GA	YELLOW/BROWN	8'	SOLENOID
2	16 GA	YELLOW	8'	SOLENOID NEG

**DECK RIGGING STAGE 34**

**C O C K P I T S T E R E O**

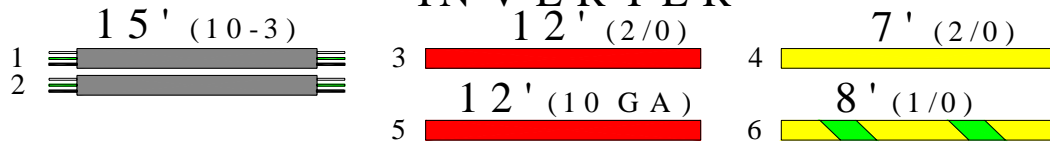
3' 18'



#	SIZE	EYE	COLOR	EYE	LENGTH	DESCRIPTION
1	16 GA		WHITE/PINK		3'	SPEAKER POWER
2	16 GA		WHITE/YELLOW		3'	SPEAKER NEGATIVE
3	16 GA		WHITE/GREY		3'	SPEAKER POWER
4	16 GA		WHITE/BLACK		18'	SPEAKER NEGATIVE
5	16 GA		RED		18'	COCKPIT STEREO POWER
6	16 GA		YELLOW		18'	COCKPIT STEREO NEGATIVE
7	16 GA		ORANGE/GREEN		18'	COCKPIT STEREO MEMORY

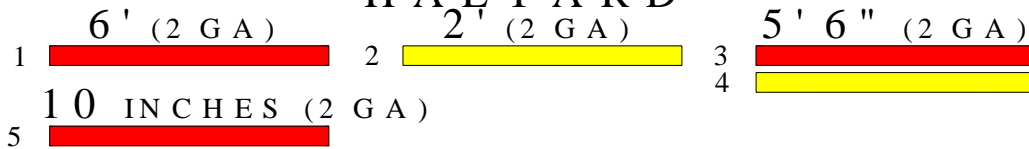
**ELECTRICAL STAGE 56**

**I N V E R T E R**



#	SIZE	EYE	COLOR	EYE	LENGTH	DESCRIPTION
1	10/3		ROMEX		15'	INVERTER IN
2	10/3		ROMEX		15'	INVERTER OUT
3	2/0	3/8	RED	3/8	12'	INVERTER
4	2/0	3/8	YELLOW	3/8	7'	INVERTER
5	10 GA		RED		12'	ECO CHARGE
6	1/0	1/4	YELLOW/GREEN	3/8	8'	INVERTER GROUND

**H A L Y A R D**



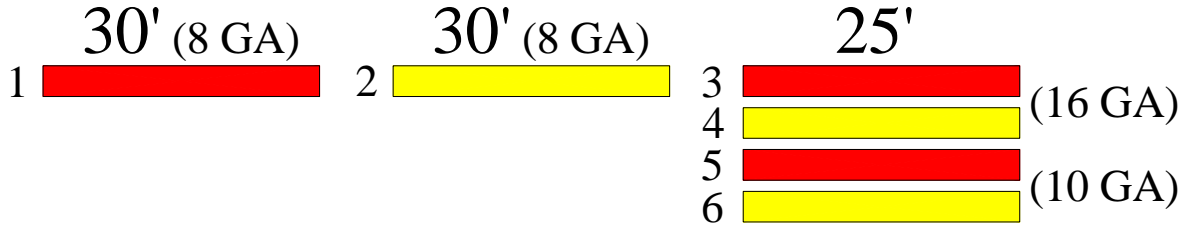
#	SIZE	EYE	COLOR	EYE	LENGTH	DESCRIPTION
1	2 GA	5/16	RED	1/4	6'	HALYARD (POS)
2	2 GA	5/16	YELLOW	5/16	2'	HALYARD JUMP
3	2 GA	5/16	RED	5/16	5' 6"	FWD. HALYARD (POS)
4	2 GA	5/16	YELLOW	5/16	5' 6"	HALYARD JUMP
5	2 GA	3/8	RED	1/4	10"	HOUSE SWITCH

**AFT QUIET FLUSH**

#	SIZE	COLOR	LENGTH	DESCRIPTION
1	16 GA	YELLOW/BROWN	8'	SOLENOID
2	16 GA	YELLOW	8'	SOLENOID NEG
1	10 GA	BROWN/PINK	20'	AFT QUIET FLUSH
2	10 GA	YELLOW	20'	AFT QUIET FLUSH NEG

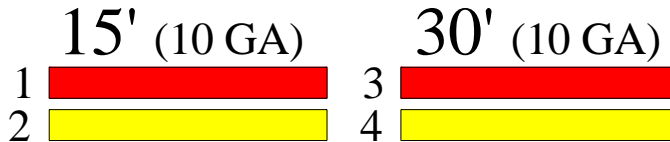
**ELECTRICAL STAGE 56**

**AUTO PILOT**



#	SIZE	EYE	COLOR	EYE	LENGTH	DESCRIPTION
1	8 GA		RED		30'	AUTOPILOT POWER
2	8 GA		YELLOW		30'	AUTOPILOT GROUND
3	16 GA		RED		25'	AUTOPILOT CLUTCH
4	16 GA		YELLOW		25'	AUTOPILOT CLUTCH NEG.
5	10 GA		RED		25'	AUTOPILOT MOTOR
6	10 GA		YELLOW		25'	AUTOPILOT MOTOR NEG.

**RADAR/PATH FINDER**



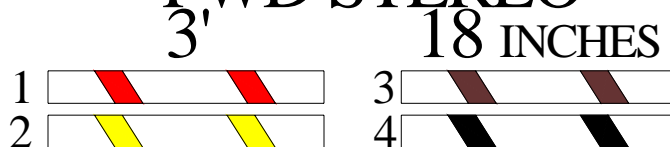
#	SIZE	EYE	COLOR	EYE	LENGTH	DESCRIPTION
1	10 GA		RED		15'	RADAR/PATH MAIN POWER
2	10 GA		YELLOW		15'	RADAR/PATHFINDER NEG.
3	10 GA		RED		30'	RADAR/PATH ACCESSORY POWER
4	10 GA		YELLOW		30'	RADAR/PATH ACCESSORY NEG.

**BATTERY CHARGER**



#	SIZE	EYE	COLOR	EYE	LENGTH	DESCRIPTION
1	14-3		ROMEX		15'	BATTERY CHARGER
2	8 GA		ORANGE/RED		15'	BATTERY CHARGER
3	8 GA		ORANGE/GREEN		15'	BATTERY CHARGER
4	8 GA		YELLOW		12'	BATTERY CHARGER

**FWD STEREO**



#	SIZE	EYE	COLOR	EYE	LENGTH	DESCRIPTION
1	16 GA		WHITE/RED		3'	FWD STEREO LEFT POSITIVE
2	16 GA		WHITE/YELLOW		3'	FWD STEREO LEFT NEGATIVE
3	16 GA		WHITE/BROWN		18"	FWD STEREO RIGHT POSITIVE
4	16 GA		WHITE/BLACK		18"	FWD STEREO RIGHT NEGATIVE