

***456***  
***SCHEMATICS***

***11/20/2004***

# ***INDEX***

***PAGE -***

*SECTION A – Headliner Wire Harnesses*

*SECTION B – Hull Wire Harnesses*

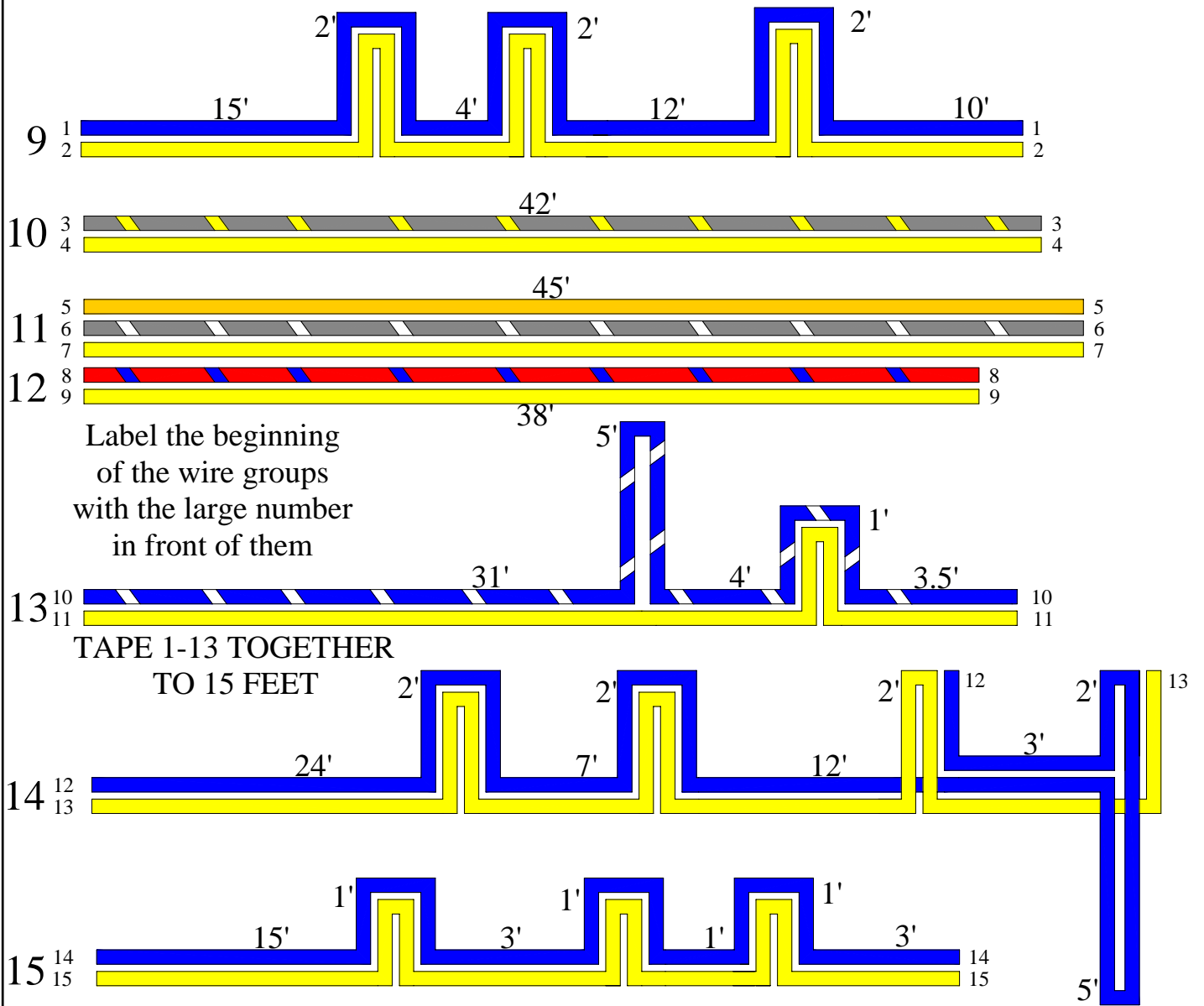
*SECTION C – Stage Wire Kits*

*SECTION D – Option Wire Kits*

*NOTE: See Owner’s Manual for more electrical schematics.*

# 450 HEADLINER PORT LIGHTS STAGE 11

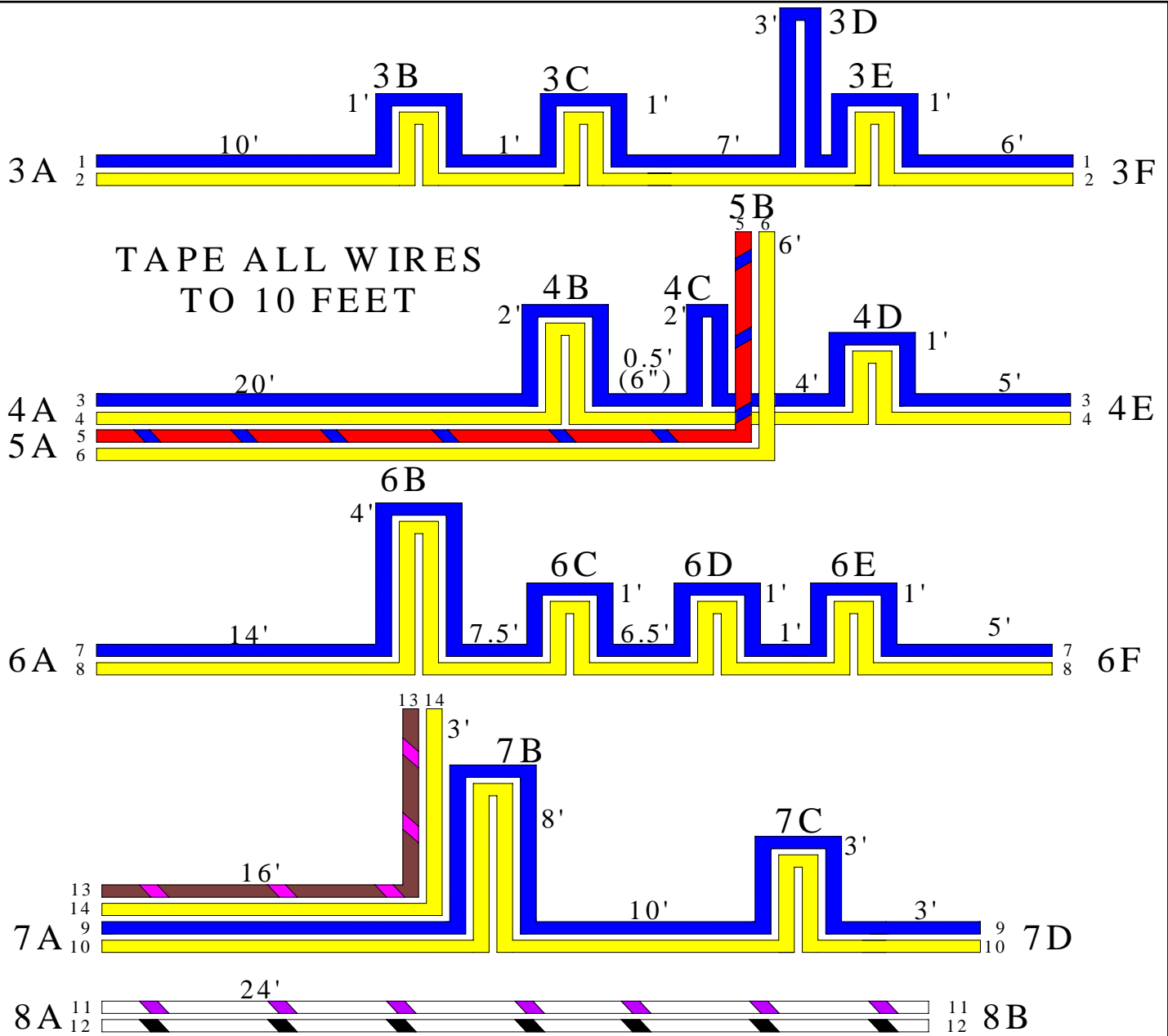
REVISION  
A: 02/21/03  
B: 11/20/03  
C:



#	SIZE	COLOR	LENGTH	DESCRIPTION
1	16 GA	BLUE	53'	PORT LIGHTS
2	16 GA	YELLOW	53'	PORT LIGHTS GROUND
3	14 GA	GREY/YELLOW	42'	STERN LIGHT
4	14 GA	YELLOW	42'	STERN LIGHT GROUND
5	16 GA	TAN	45'	WINDLASS
6	14 GA	GREY/WHITE	45'	BOW LIGHT
7	14 GA	YELLOW	45'	BOW LIGHT GROUND
8	16 GA	RED/BLUE	38'	CO MONITOR POWER
9	16 GA	YELLOW	38'	CO MONITOR GROUND
10	16 GA	BLUE/WHITE	50.5'	V-BERTH
11	16 GA	YELLOW	40.5'	V-BERTH GROUND
12	16 GA	BLUE	73'	V-BERTH
13	16 GA	YELLOW	60'	V-BERTH GROUND
14	16 GA	BLUE	28'	GALLEY LIGHT
15	16 GA	YELLOW	28'	GALLEY LIGHT GROUND

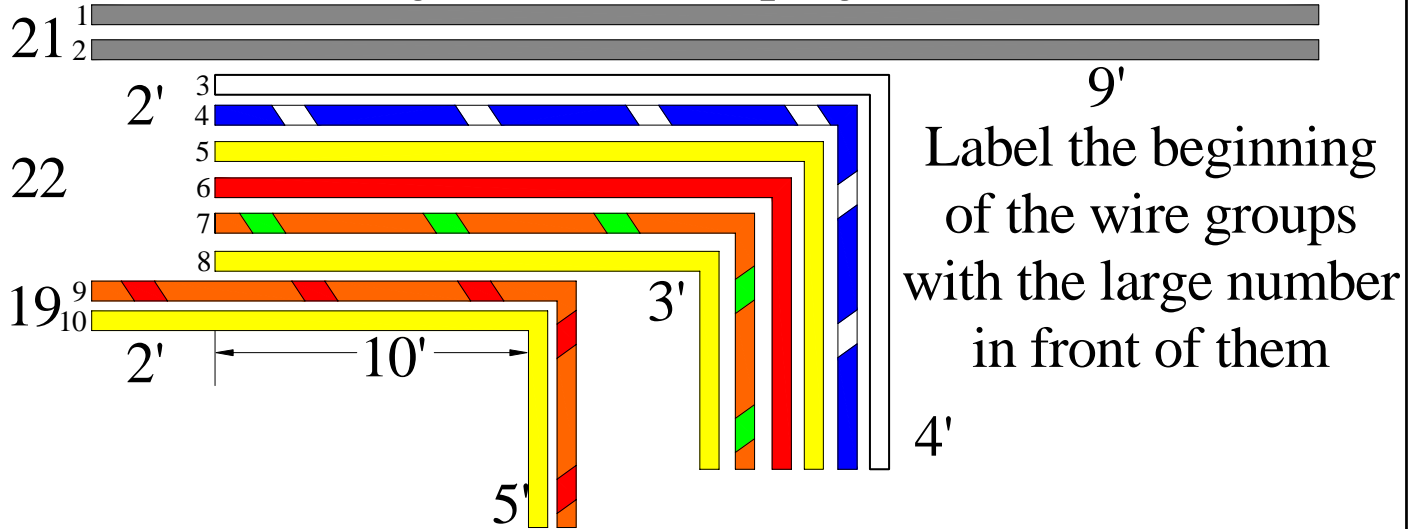
# 450 COLOR CODE FOR STARBOARD HEADLINER

REVISION  
A: 02/23/00  
B: 08/14/01  
C: 11/05/02  
D: 09/22/03  
E: 10/24/03  
ECO# 2015  
ECO# 3251



#	SIZE	COLOR	LENGTH	DESCRIPTION
1	16 GA	BLUE	36'	AFT LIGHT
2	16 GA	YELLOW	30'	AFT LIGHT GROUND
3	16 GA	BLUE	39.5'	AFT LIGHT
4	16 GA	YELLOW	35.5'	AFT LIGHT GROUND
5	16 GA	RED/BLUE	26.5'	CO MONITOR POWER
6	16 GA	YELLOW	26.5'	CO MONITOR GROUND
7	16 GA	BLUE	48'	AFT LIGHT
8	16 GA	YELLOW	48'	AFT LIGHT GROUND
9	16 GA	BLUE	51'	AFT LIGHT
10	16 GA	YELLOW	51'	AFT LIGHT GROUND
11	16 GA	WHITE/PURPLE	24'	STBD. AFT SPEAKER
12	16 GA	WHITE/BLACK	24'	STBD. AFT SPEAKER GROUND
13	10 GA	BROWN/PINK	27'	AFT QUIET FLUSH
14	10 GA	YELLOW	27'	AFT QUIET FLUSH NEG

Conduit romex wires (#1 & 2)  
together before taping harness



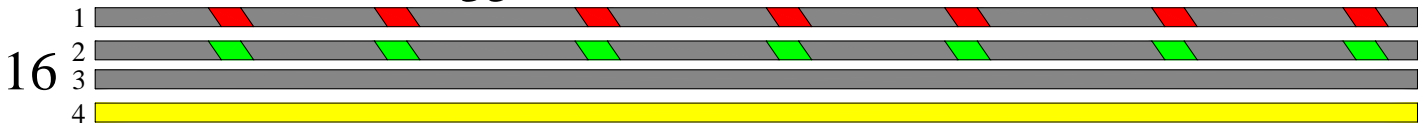
#	SIZE	COLOR	LENGTH	DESCRIPTION
1	14/3	ROMEX	24'	MICROWAVE
2	14/3	ROMEX	24'	PORT OUTLETS
3	16 -2	DUPLEX W/B	17'	CHARGE SOLENOID
4	16 GA	BLUE/WHITE	17'	RADAR ARCH LIGHT
5	16 GA	YELLOW	17'	RADAR ARCH LIGHT GROUND
6	12 GA	RED	17'	COCKPIT STEREO POWER
7	12 GA	ORANGE/GREEN	17'	COCKPIT STEREO MEMORY
8	12 GA	YELLOW	17'	COCKPIT STEREO NEGATIVE
9	16 GA	ORANGE/RED	17'	PROPANE
10	16 GA	YELLOW	17'	PROPANE GROUND

**450**  
**HEADLINER MAST LIGHTS,**  
**SOLAR PANEL STAGE 11**

REVISION  
A: 02/21/03  
B: 11/20/03  
C:

Label the beginning of the wire groups  
with the large number in front of them

35'



10'



18'

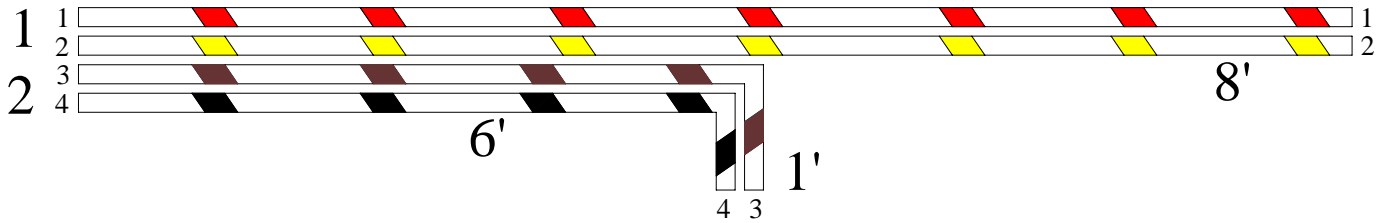


NUMBER	SIZE	COLOR	LENGTH	DESCRIPTION
1	14 GA	GREY/RED	35'	ANCHOR
2	14 GA	GREY/GREEN	35'	STEAMING
3	14 GA	GREY	35'	DECK
4	10GA	YELLOW	35'	GROUND
5	16-2	DUPLEX R/Y	10'	SOLAR PANEL
6	RG-213	BLACK COAX	18'	VHF COAX

**450**  
**HEADLINER SPEAKERS STAGE 11**

REVISION  
A: 02/2103  
B:  
C:

Label the beginning of the wire groups  
with the large number in front of them



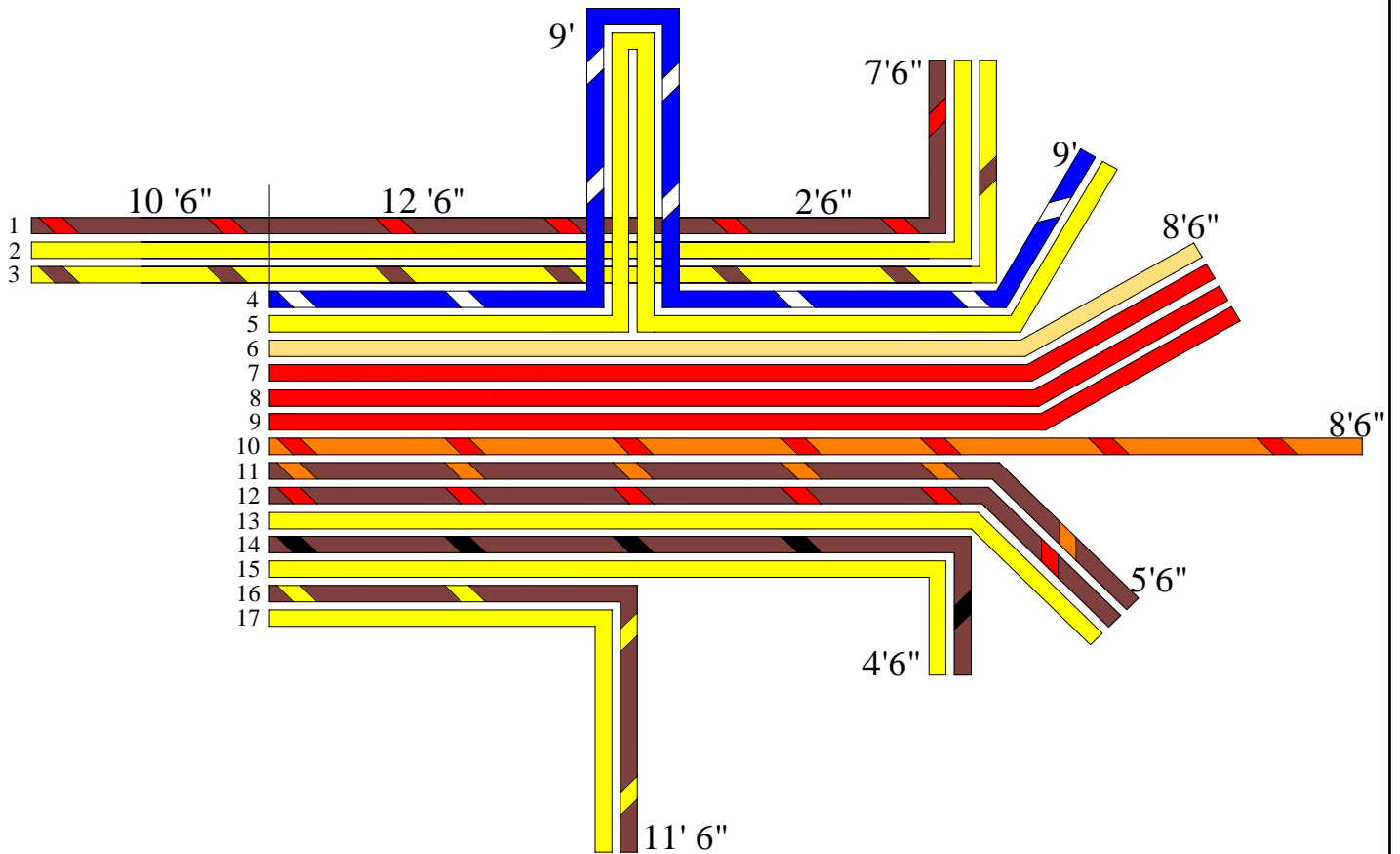
#	SIZE	COLOR	LENGTH	DESCRIPTION
1	16 GA	WHITE/RED	14'	STBD FWD SPEAKER
2	16 GA	WHITE/YELLOW	14'	STBD FWD SPEAKER GRD.
3	16 GA	WHITE/BROWN	7'	PORT FWD SPEAKER
4	16 GA	WHITE/BLACK	7'	PORT FWD. SPEAKER GRD.





**450**  
**ENGINE HARNESS 1 STAGE 26**

REVISION  
A: 9/24/03  
B:  
C:

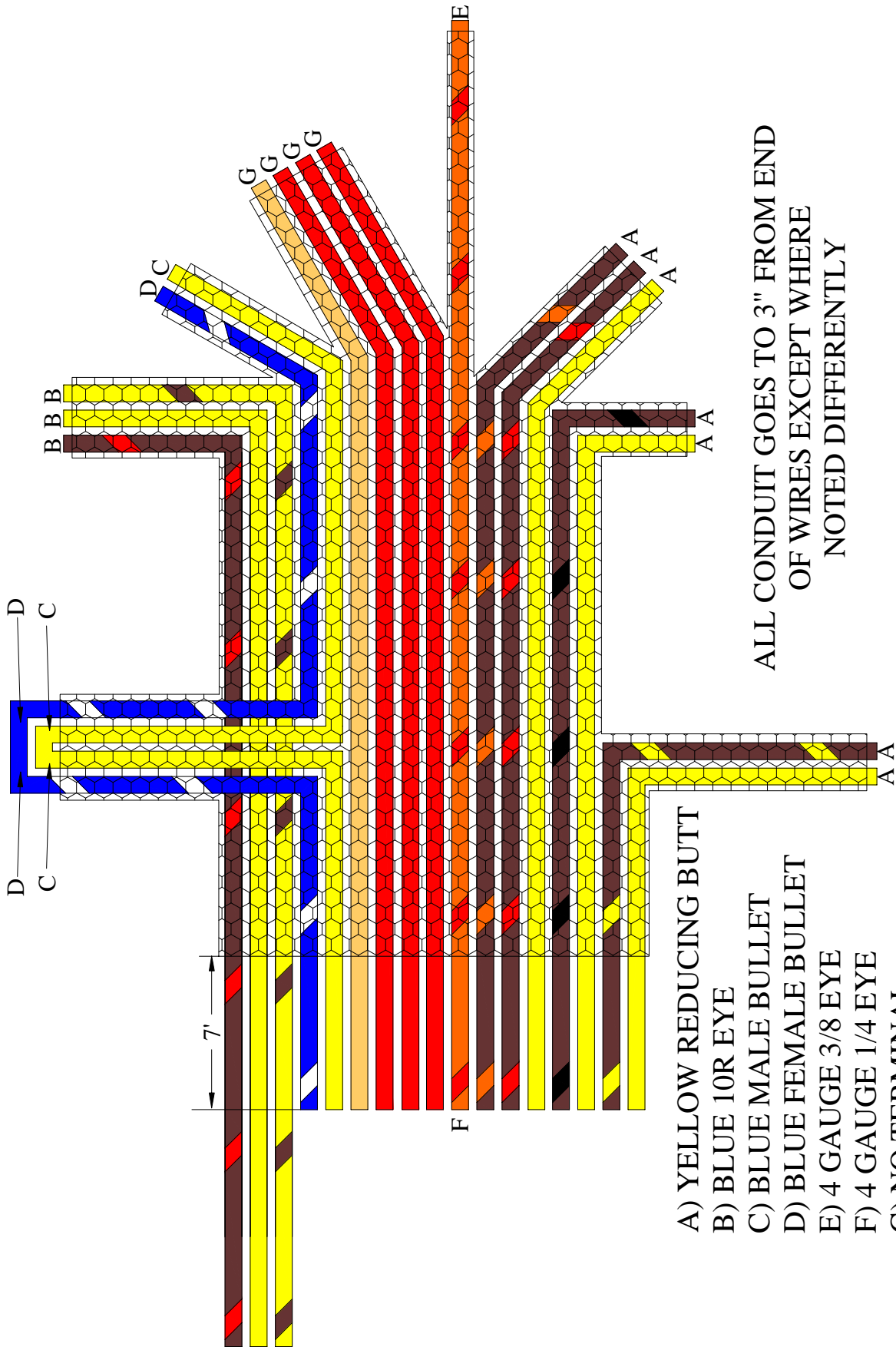


#	EYE	SIZE	EYE	COLOR	LENGTH	DESCRIPTION
1		16 GA		BROWN/RED	33'	HW RELAY IND.
2		16 GA		YELLOW	33'	HW ALARM NEG.
3		16 GA		YELLOW/BROWN	33'	HW RELAY SW
4		16 GA		BLUE/WHITE	42'	COURTESY LIGHTS
5		16 GA		YELLOW	42'	COURTESY LIGHTS GROUND
6		12 GA		TAN	23' 6"	POWER AUTO BILGE
7		16 GA		RED	23' 6"	BATTERY TEST
8		16 GA		RED	23' 6"	BATTERY TEST
9		10 GA		RED	23' 6"	CHARGE-ECO
10		4 GA		ORANGE/RED	23' 6"	D.C. POWER 1
11		12 GA		BROWN/ORANGE	23'	BILGE PUMP
12		12 GA		BROWN/RED	23'	BILGE PUMP MAIN
13		12 GA		YELLOW	23'	BILGE PUMP GROUND
14		12 GA		BROWN/BLACK	22'	SHOWER AFT.
15		12 GA		YELLOW	22'	SHOWER AFT GROUND
16		12 GA		BROWN/YELLOW	24'	SHOWER FWD.
17		12 GA		YELLOW	24'	SHOWER FWD GROUND

450  
ENGINE HARNESS 1 CONDUIT STAGE 26

REVISION

A:  
B:  
C:

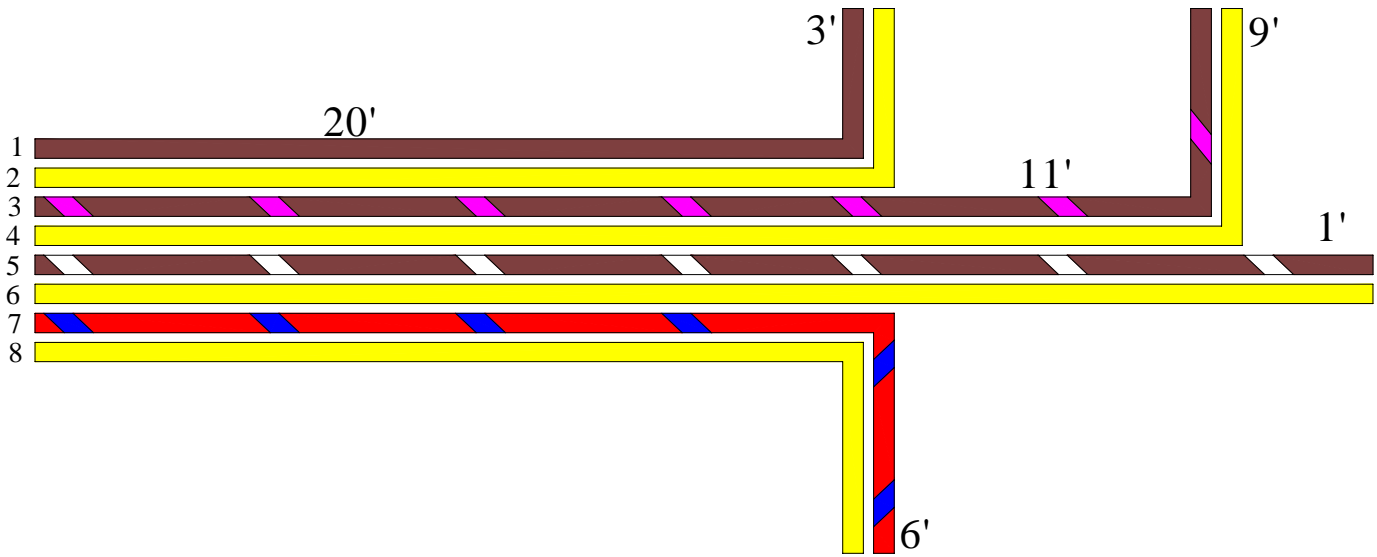


- A) YELLOW REDUCING BUTT
- B) BLUE 10R EYE
- C) BLUE MALE BULLET
- D) BLUE FEMALE BULLET
- E) 4 GAUGE 3/8 EYE
- F) 4 GAUGE 1/4 EYE
- G) NO TERMINAL

ALL CONDUIT GOES TO 3" FROM END  
OF WIRES EXCEPT WHERE  
NOTED DIFFERENTLY

**450**  
**ENGINE HARNESS 2 STAGE 26**

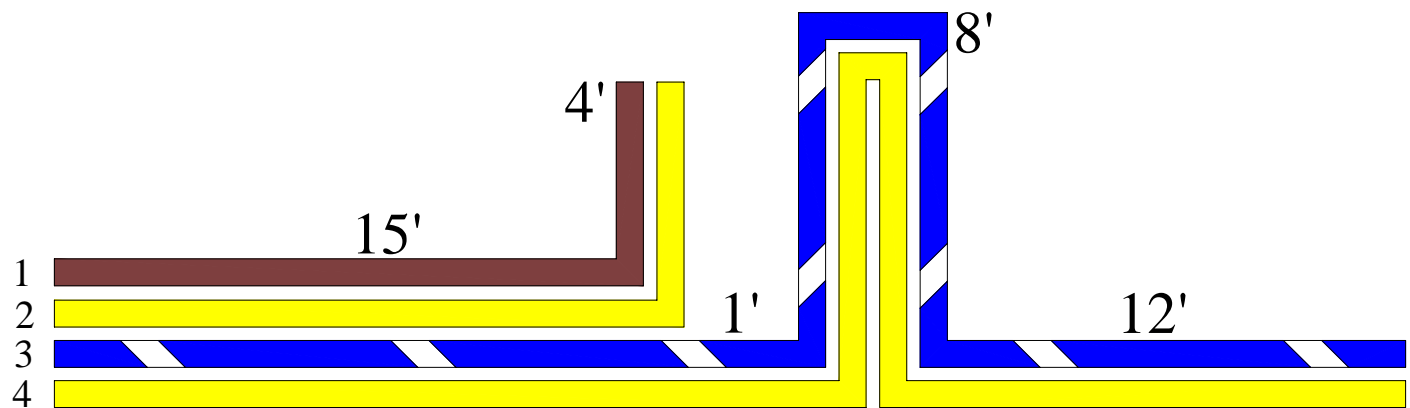
REVISION  
A: 10/24/03  
B: 11/20/03  
C:



#	EYE	SIZE	EYE	COLOR	LENGTH	DESCRIPTION
1		12 GA		BROWN	23'	WATER PUMP
2		12 GA		YELLOW	23'	WATER PUMP GROUND
3		10 GA		BROWN/PINK	40'	FWD QUIET FLUSH
4		10 GA		YELLOW	40'	FWD QUIET FLUSH NEG
5		10 GA		BROWN/WHITE	32'	MAC 1 FWD.
6		10 GA		YELLOW	32'	MAC 1 FWD GROUND
7		16 GA		RED/BLUE	26'	CO MONITOR POWER
8		16 GA		YELLOW	26'	CO MONITOR GROUND

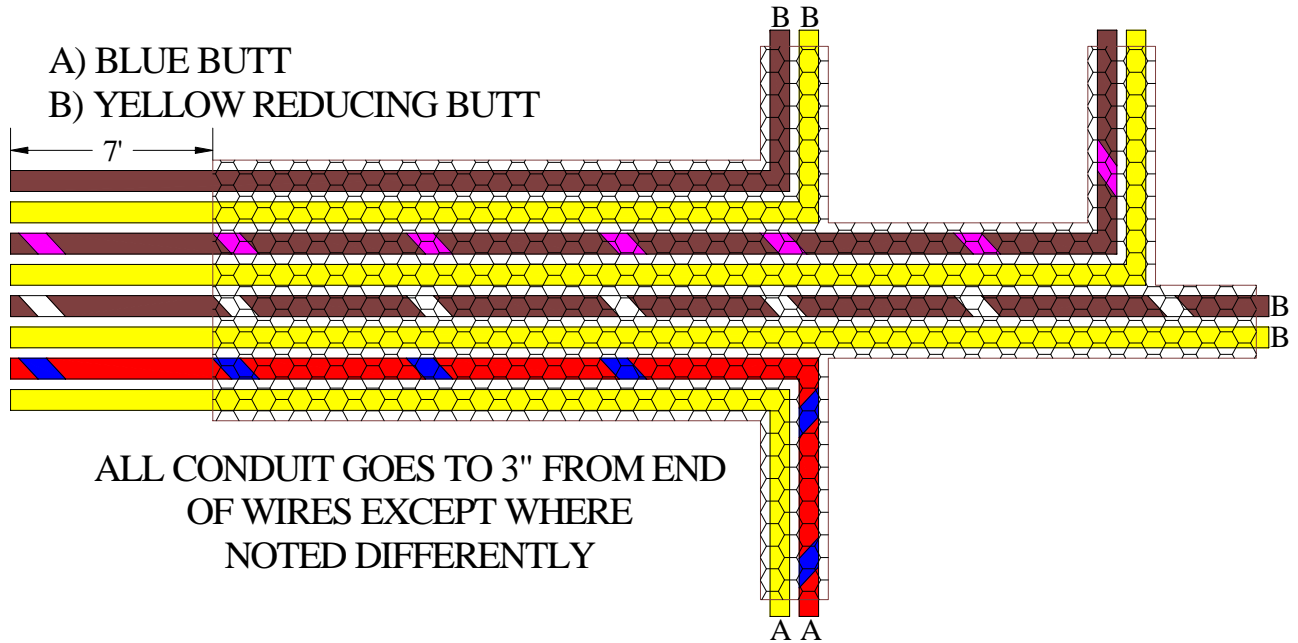
**450**  
**ENGINE HARNESS 3 STAGE 26**

REVISION  
A: 11/20/03  
B:  
C:

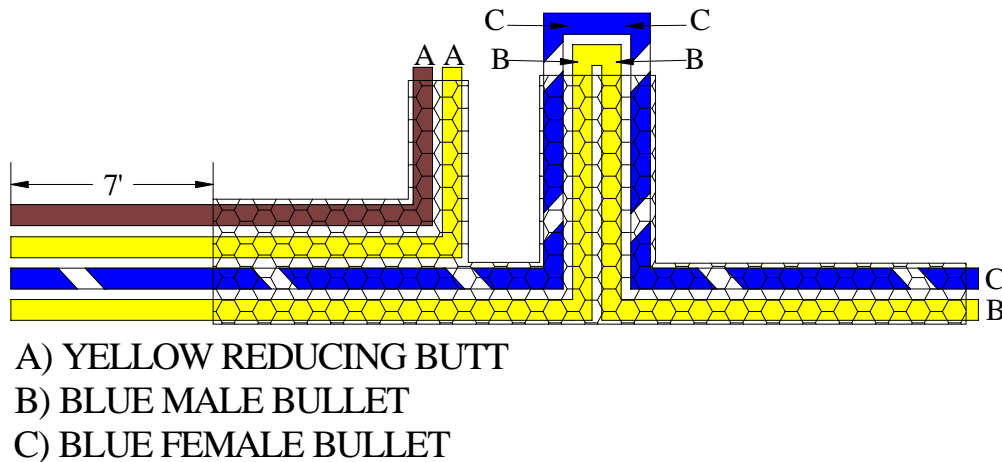


#	EYE	SIZE	EYE	COLOR	LENGTH	DESCRIPTION
1		10 GA		BROWN	19'	MAC 2 AFT.
2		10 GA		YELLOW	19'	MAC 2 AFT GROUND
3		16 GA		BLUE/WHITE	44'	COURTESY LIGHTS
4		16 GA		YELLOW	44'	COURTESY LIGHTS GROUND

# ENGINE HARNESS 2



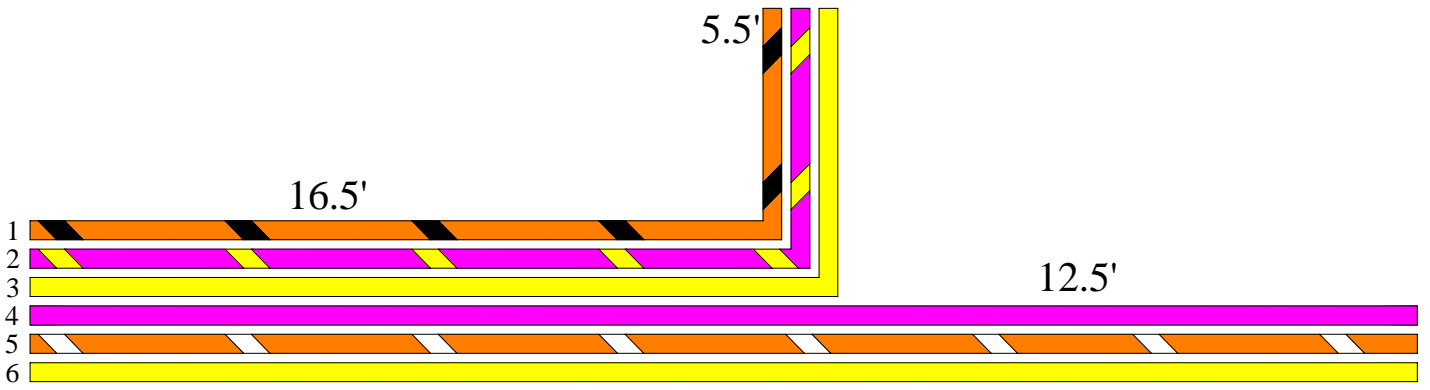
# ENGINE HARNESS 3



ALL CONDUIT GOES TO 3" FROM END OF WIRES EXCEPT WHERE NOTED DIFFERENTLY

**450**  
**ENGINE HARNESS 4 STAGE 26**

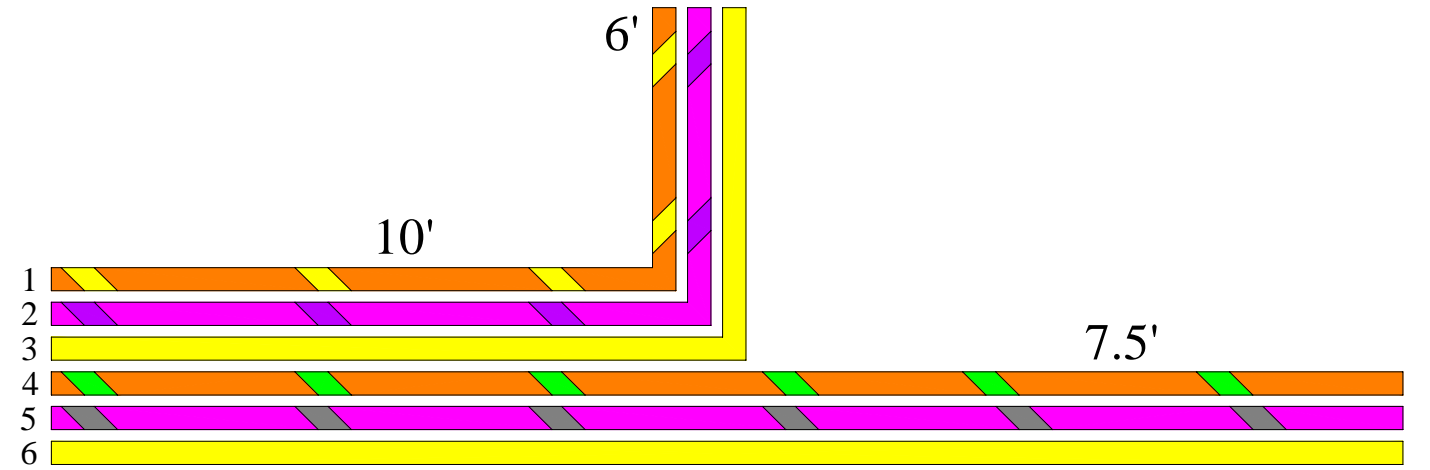
REVISION  
A: 06/10/03  
B: 08/18/03  
C: 11/20/03



#	EYE	SIZE	EYE	COLOR	LENGTH	DESCRIPTION
1		16 GA		ORANGE/BLACK	22'	PORT WATER POWER
2		16 GA		PINK/YELLOW	22'	PORT WATER POWER
3		16 GA		YELLOW	22'	PORT WATER GROUND
4		16 GA		PINK	29'	FUEL SEND POWER
5		16 GA		ORANGE/WHITE	29'	FUEL SEND POWER
6		16 GA		YELLOW	29'	FUEL SEND GROUND

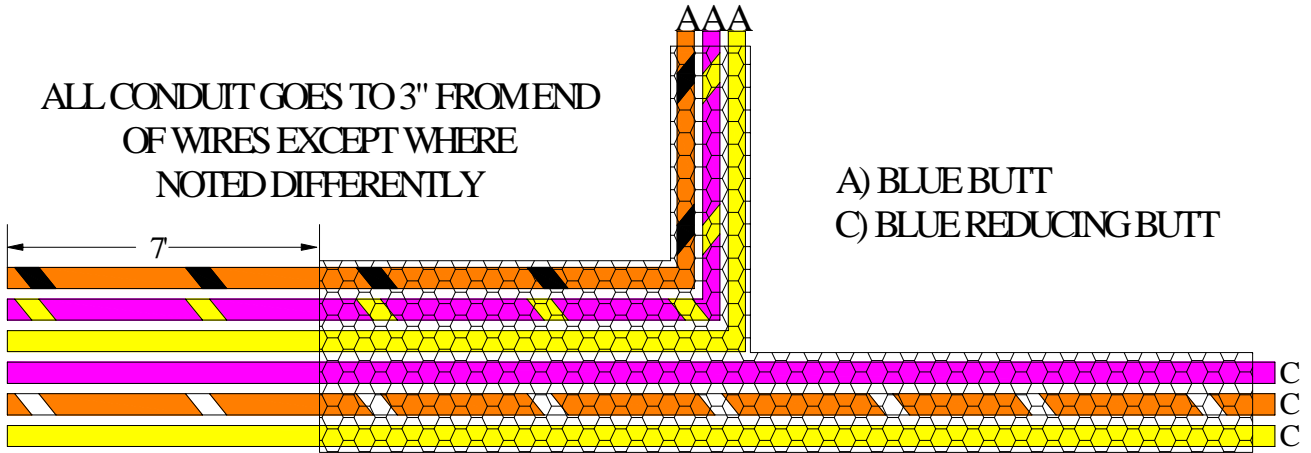
**450**  
**ENGINE HARNESS 5 STAGE 26**

REVISION  
A: 06/10/03  
B: 08/18/03  
C: 11/20/03

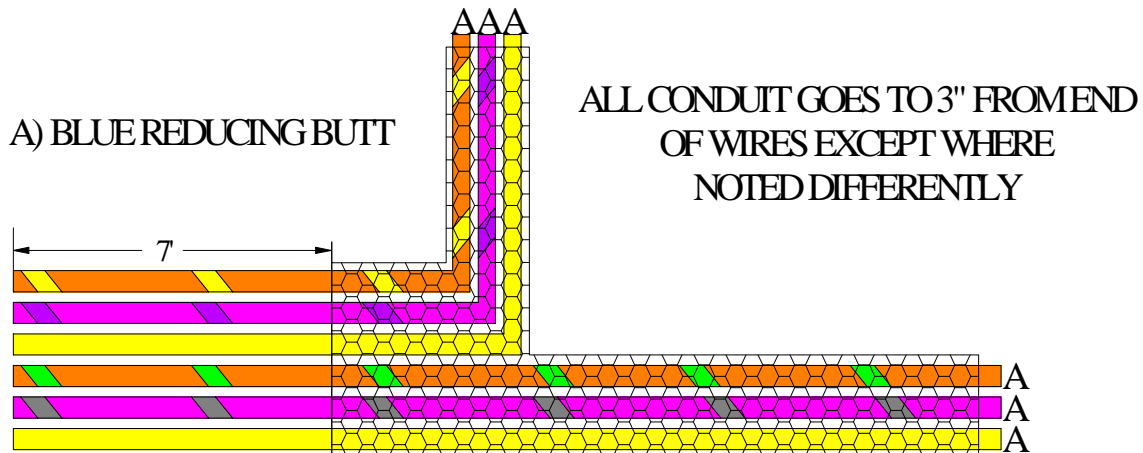


#	EYE	SIZE	EYE	COLOR	LENGTH	DESCRIPTION
1		16 GA		ORANGE/YELLOW	16'	STBD WATER POWER
2		16 GA		PINK/VIOLET	16'	STBD WATER POWER
3		16 GA		YELLOW	16'	STBD WATER GROUND
4		16 GA		ORANGE/GREEN	17.5'	AFT WASTE POWER
5		16 GA		PINK/GRAY	17.5'	AFT WASTE POWER
6		16 GA		YELLOW	17.5'	AFT WASTE GROUND

# ENGINE HARNESS 4



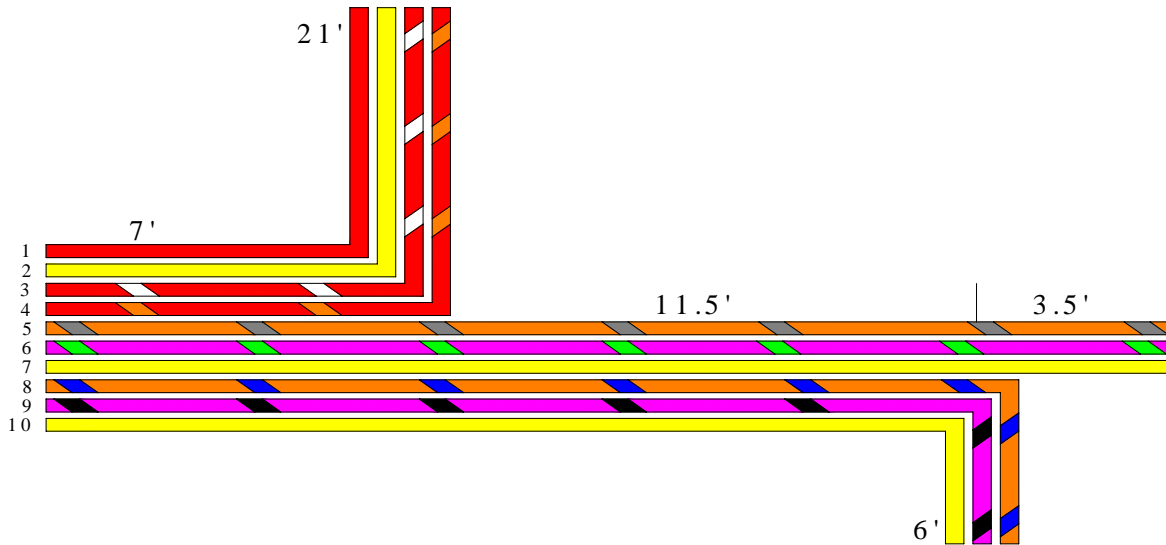
# ENGINE HARNESS 5



**450**  
**ENGINE HARNESS 6 STAGE 26**

REVISION  
A: 06/10/03  
B: 08/18/03  
C: 09/24/03

# ENGINE HARNESS 6



#	EYE	SIZE	EYE	COLOR	LENGTH	DESCRIPTION
1		12 GA		RED	28'	12 VOLT OUTLET
2		12 GA		YELLOW	28'	12 VOLT OUTLET GROUND
3		16 GA		RED/WHITE	28'	VHF POWER
4		16 GA		RED/ORANGE	28'	TANK SENDER POWER
5		16 GA		ORANGE/GRAY	22'	FWD. WASTE POWER
6		16 GA		PINK/GREEN	22'	FWD. WASTE TANK
7		16 GA		YELLOW	22'	FWD. WASTE GROUND
8		16 GA		ORANGE/BLUE	24.5'	FWD. WATER POWER
9		16 GA		PINK/BLACK	24.5'	FWD. WATER TANK
10		16 GA		YELLOW	24.5'	FWD. WATER GROUND

# ENGINE HARNESS 6

450

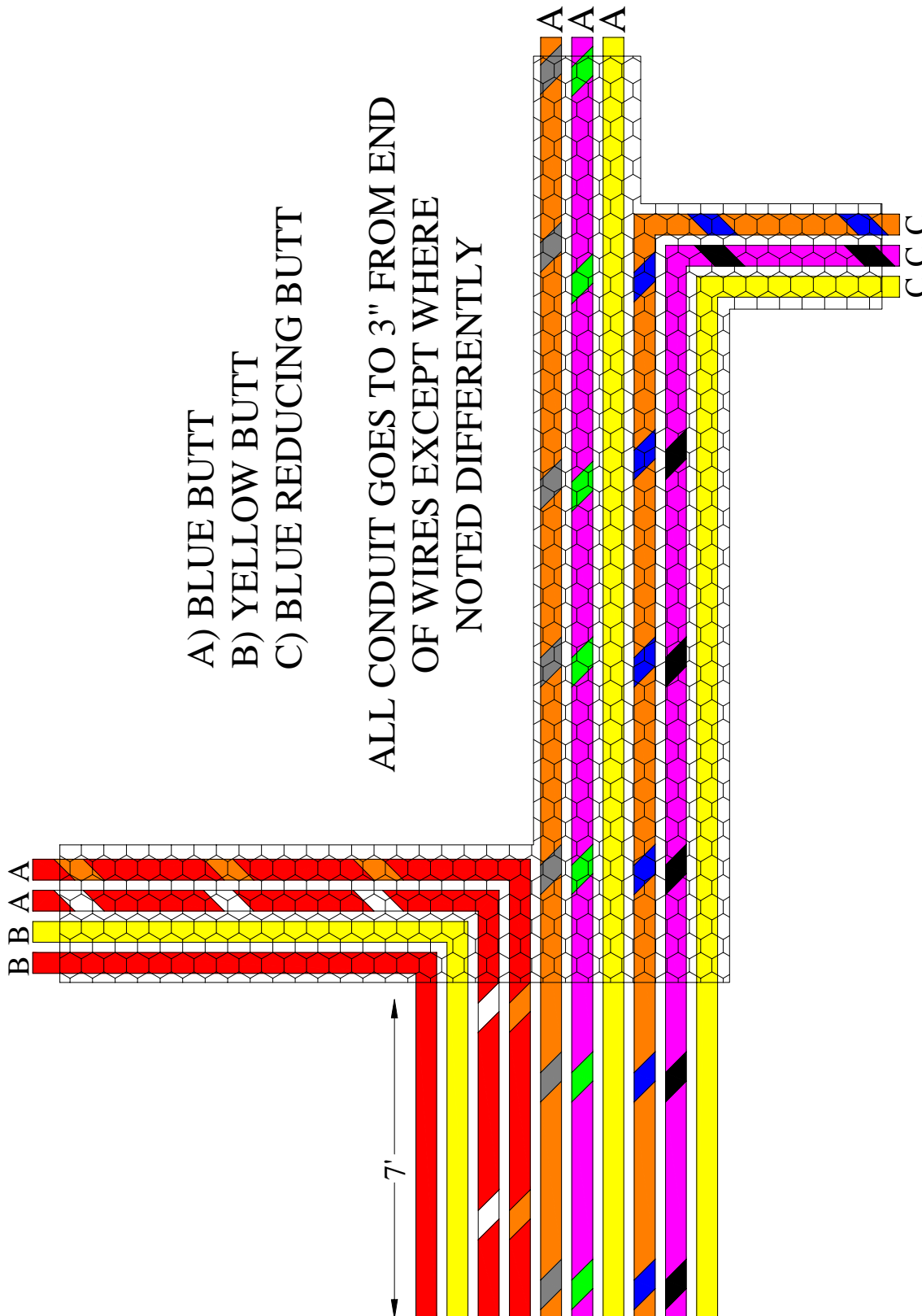
ENGINE HARNESS 6 CONDUIT STAGE 26

A: 08/18/03  
B: 09/24/03  
C:

REVISION

- A) BLUE BUTT
- B) YELLOW BUTT
- C) BLUE REDUCING BUTT

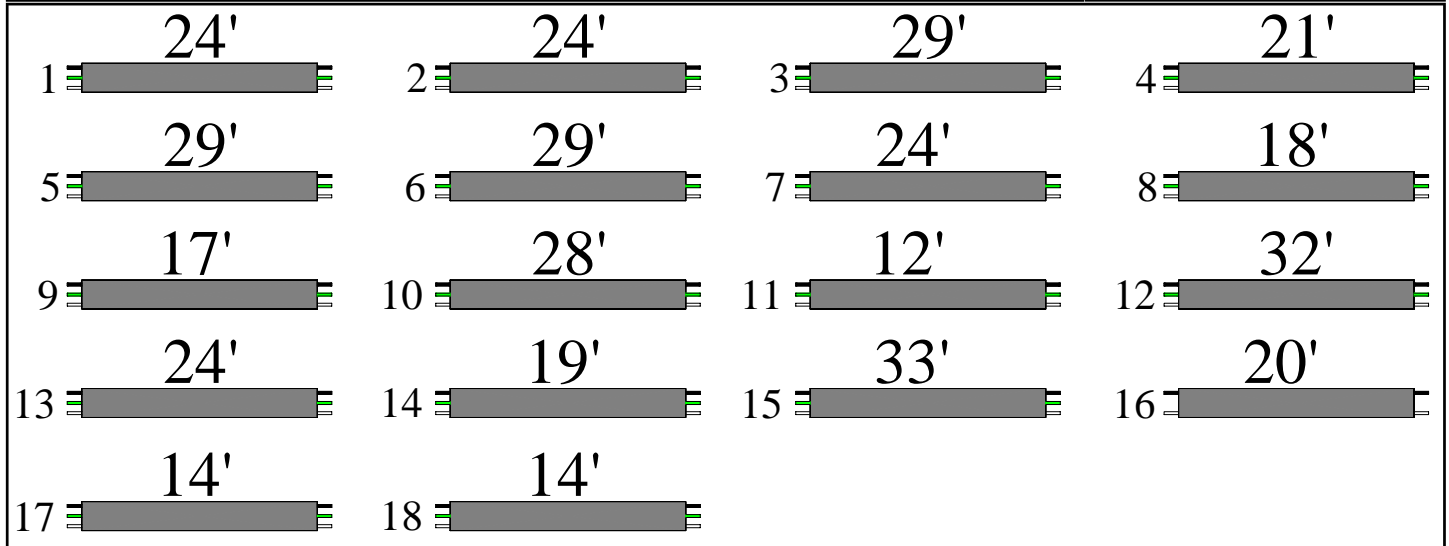
ALL CONDUIT GOES TO 3" FROM END  
OF WIRES EXCEPT WHERE  
NOTED DIFFERENTLY





PART# 294004

<b>450</b> <b>ENGINE 110V RUNS STAGE 26</b>	REVISION A: 06/10/03 B: 11/26/03 C:
--	--



#	SIZE	EYE	COLOR	EYE	LENGTH	DESCRIPTION
1	10-3		ROMEX		24'	INVERTER IN
2	10-3		ROMEX		24'	INVERTER OUT
3	10-3		ROMEX		29'	FWD. A/C
4	10-3		ROMEX		21'	AFT A/C
5	10-3		ROMEX		29'	TRANSFORMER 1
6	10-3		ROMEX		29'	TRANSFORMER 2
7	14-3		ROMEX		24'	AFT RELAY
8	14-3		ROMEX		18'	WASHER/DRYER
9	14-3		ROMEX		17'	FWD RELAY
10	14-3		ROMEX		28'	RELAY POWER
11	14-3		ROMEX		12'	A/C PUMP
12	14-3		ROMEX		32'	STBD FWD OUTLET
13	14-3		ROMEX		24'	STBD GFI
14	14-3		ROMEX		19'	WATER HEATER
15	14-3		ROMEX		33'	MAIN CHART TO AFT
16	16-2		DUPLEX		20'	FIRE EXT.
17	10-3		ROMEX		14'	SHORE PWR 1
18	10-3		ROMEX		14'	SHORE PWR 2

450

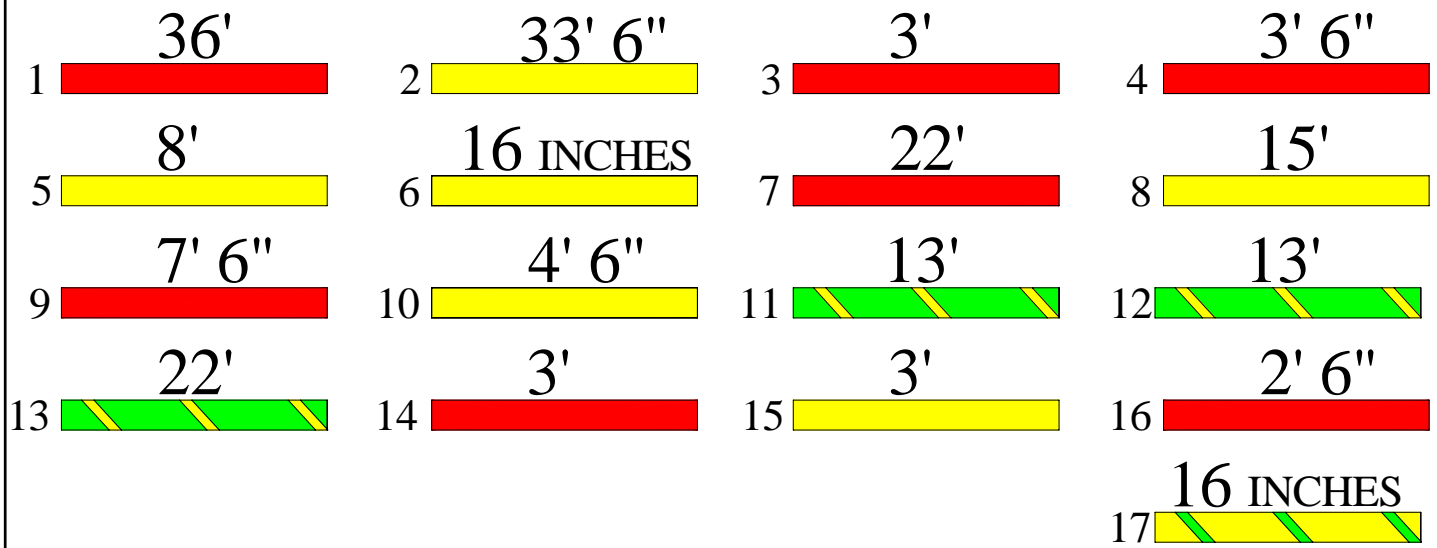
## ENGINE CABLE RUNS STAGE 26, P/N 294003

REVISION

A: 10/21/03

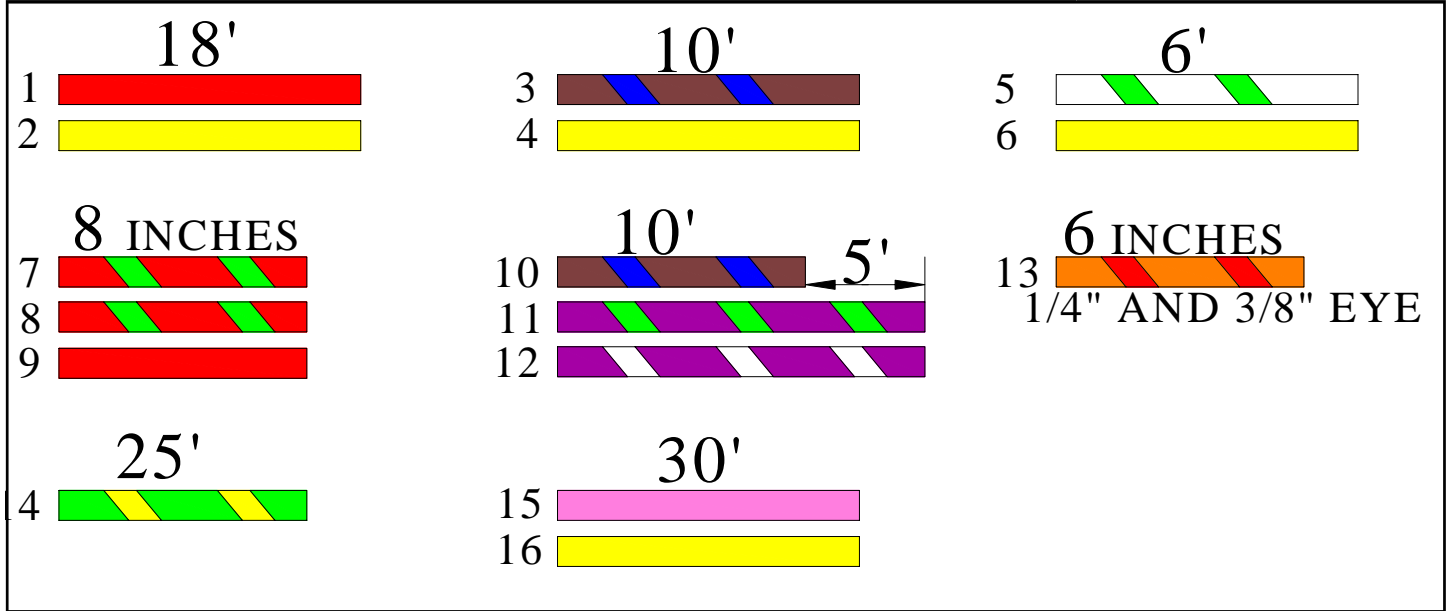
B: 04/23/04

C:



#	SIZE	EYE	COLOR	EYE	LENGTH	DESCRIPTION
1	1/O	3/8	RED	1/4	36'	WINDLASS
2	1/O	3/8	YELLOW	3/8	33' 6"	WINDLASS GROUND
3	2/O	3/8	RED	3/8	3'	BATTERY 1
4	2/O	3/8	RED	3/8	3' 6"	BATTERY 2
5	3/O	5/16	YELLOW	3/8	8'	BATTERY CABLES
6	2/O	5/16	YELLOW	5/16	16"	BATTERY CABLES
7	2 GA	3/8	RED	3/8	22'	CHARGING
8	2 GA	3/8	YELLOW	3/8	15'	CHARGING GROUND
9	2 GA	3/8	RED	5/16	7' 6"	ENGINE
10	2 GA	3/8	YELLOW	5/16	4' 6"	ENGINE GROUND
11	4 GA	1/4	GREEN/YELLOW	1/4	13'	CHAINPLATE GROUND
12	4 GA	1/4	GREEN/YELLOW	1/4	13'	CHAINPLATE GROUND
13	4 GA	3/8	GREEN/YELLOW	3/8	22'	ARCH GROUND
14	2/O	3/8	RED	3/8	3'	INVERTER JUMP
15	2/O	3/8	YELLOW	3/8	3'	INVERTER JUMP GROUND
16	3/O	3/8	RED	3/8	2' 6"	BATTERY JUMPER
17	1/O	3/8	YELLOW/GREEN	1/4	16"	INV CHASSIS GROUND













<b>450</b> <b>ENGINE STRAIGHT WIRE RUNS STAGE 26</b>	REVISION A: 05/12/04 B: C:
---	-------------------------------------



#	EYE	SIZE	EYE	COLOR	LENGTH	DESCRIPTION
1		8 GA		RED	18'	AUTO PILOT
2		8 GA		YELLOW	18'	AUTO PILOT GROUND
3		12 GA		BROWN/BLUE	10'	BLOWER
4		12 GA		YELLOW	10'	BLOWER GROUND
5	RED #10	8 GA		WHITE/GREEN	6'	HIGH WATER PUMP
6	RED #10	8 GA		YELLOW	6'	HIGH W. PUMP NEG
7		10 GA		RED/GREEN	8 INCHES	HW RELAY JUMPERS
8		10 GA		RED/GREEN	8 INCHES	HW RELAY JUMPERS
9		10 GA		RED	8 INCHES	HW RELAY JUMPERS
10		16 GA		BROWN/BLUE	10'	BLOWER RELAY
11		16 GA		PURPLE/GREEN	15'	GENSET IGN
12		16 GA		PURPLE/WHITE	15'	GENSET STOP
13	1/4"	4 GA	3/8"	ORANGE/RED	6 INCHES	DC MAIN JUMPER
14	YELLOW #10	10 GA		GREEN/YELLOW	25'	FUEL FILL GROUND
15		16 GA		PINK	30'	FUEL GAUGE
16		16 GA		YELLOW	30'	FUEL GAUGE

**450**  
**ELECTRIC 1 STAGE 56, P/N 294002**

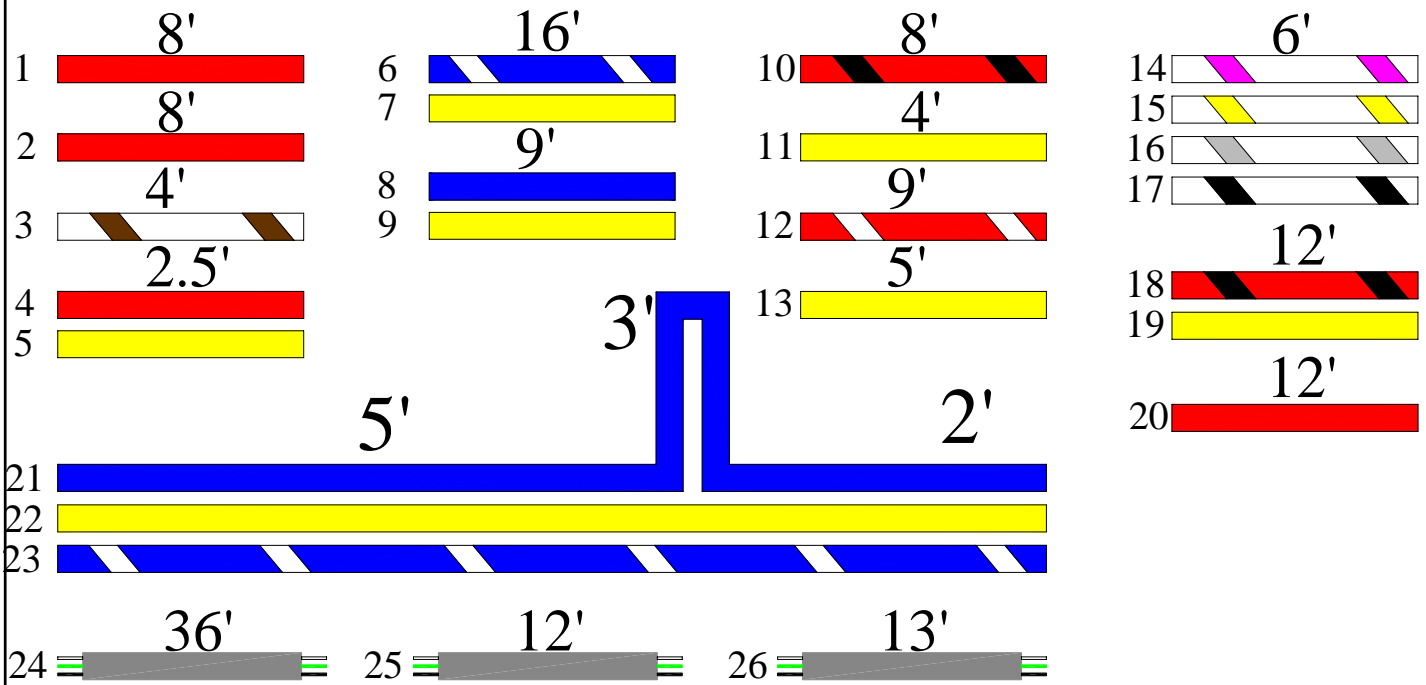
REVISION  
A: 02/21/03  
B: 03/03/03  
C: 10/21/03  
D: 04/23/04

1 <b>6 INCHES</b> 	2 <b>3' 6"</b> 	3 <b>5' 6"</b> 	4 <b>1'</b> 
5 <b>3'</b> 	6 <b>4'</b> 	7 <b>9 INCHES</b> 	8 <b>4'</b> 
9 <b>1' 6"</b> 	10 <b>2' 6"</b> 	11 <b>5'</b> 	12 <b>10 INCHES</b> 

#	SIZE	EYE	COLOR	EYE	LENGTH	DESCRIPTION
1	1/O	3/8	RED	1/4	6"	WINDLASS JUMP
2	1/O	3/8	RED	3/8	3' 6"	START BATTERY
3	1/O	1/4	YELLOW	3/8	5' 6"	BUSS TO MAIN
4	2 GA	5/16	RED	5/16	1'	SOLENOID TO FUSE
5	4 GA	1/4	GREEN/YELLOW	3/8	3'	MAST POST GROUND
6	2 GA	1/4	YELLOW	1/4	4'	GROUND BUSS BAR
7	2 GA	5/16	RED	3/8	9"	FUSE TO BATT SWT.
8	6 GA	NONE	GREEN/YELLOW	NONE	4'	AC GROUND
9	6 GA	NONE	GREEN/YELLOW	NONE	1' 6"	AC GROUND
10	1/O	1/4	YELLOW	5/16	2' 6"	START TO MAIN GROUND
11	6 GA		YELLOW		5'	BUSS TO PANEL GROUND
12	2 GA	5/16	RED	3/8	10"	CHARGING JUMPER

**450**  
**ELECTRIC 2 STAGE 56**

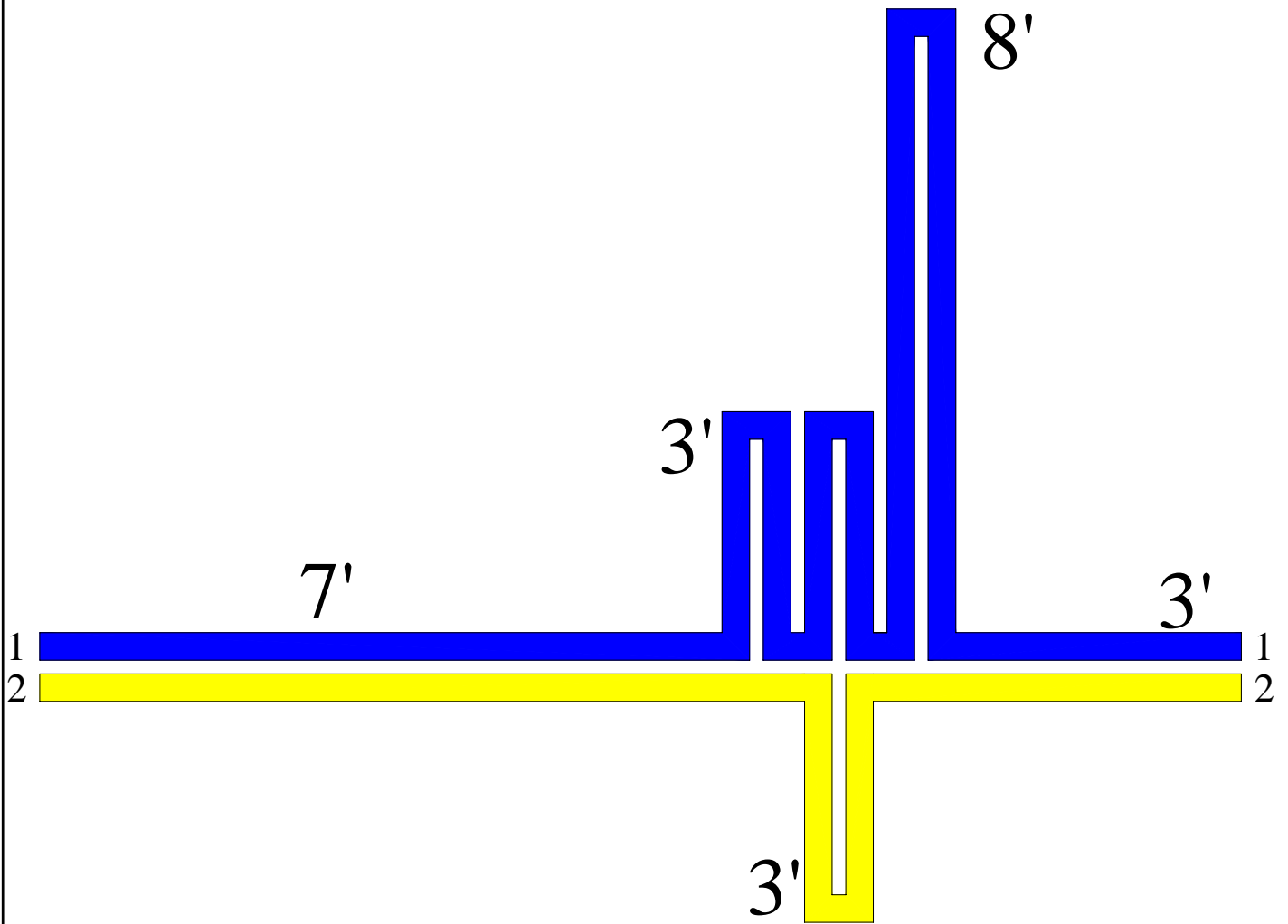
REVISION  
A: 02/21/03 D: 04/23/03  
B: 02/24/03  
C: 03/03/03



#	SIZE	COLOR	LENGTH	DESCRIPTION
1	16 GA	RED	8'	START BATTERY TEST
2	16 GA		8'	SOLAR PANEL
3	16 GA	WHITE/BROWN	4'	SHUTDOWN BYPASS
4	16 GA	RED	2.5'	SHUTDOWN POWER
5	16 GA	YELLOW	2.5'	NEGATIVE
6	16 GA	BLUE/WHITE	16'	DOME LIGHT
7	16 GA	YELLOW	16'	DOME LIGHT GROUND
8	16 GA	BLUE	9'	READING LIGHT
9	16 GA	YELLOW	9'	READING LIGHT GROUND
10	10 GA	RED/BLACK	8'	REFRIGERATION
11	10 GA	YELLOW	4'	REFRIGERATION GROUND
12	10 GA	RED/WHITE	9'	FREEZER
13	10 GA	YELLOW	5'	FREEZER GROUND
14	16 GA	WHITE/PINK	6'	ARCH SPEAKER LEADS
15	16 GA	WHITE/YELLOW	6'	ARCH SPEAKER LEADS
16	16 GA	WHITE/GREY	6'	ARCH SPEAKER LEADS
17	16 GA	WHITE/BLACK	6'	ARCH SPEAKER LEADS
18	16 GA	RED/BLACK	12'	GPS POWER
19	16 GA	YELLOW	12'	GPS GROUND
20	10 GA	RED	12'	AFT STEREO POWER
21	16 GA	BLUE	13'	ENGINE BOX LIGHT
22	16 GA	YELLOW	7'	ENGINE BOX LIGHT GROUND
23	16 GA	BLUE/WHITE	7'	ENGINE BOX SWITCHES
24	14-3	ROMEX	36'	PORT OUTLETS
25	14-3	ROMEX	12'	PORT/PANEL
26	14-3	ROMEX	13'	PORT AFT

**450**  
**ELECTRICAL REFRIGERATION STAGE 56**

REVISION  
A: 02/21/03





#	SIZE	COLOR	LENGTH	DESCRIPTION
1	16 GA	BLUE	38'	REFRIGERATION LIGHT
2	16 GA	YELLOW	16'	REFRIGERATION LIGHT GROUND

**ENGINE STAGE 26**

**VACUUM FLUSH**

24'

38'




#	SIZE	COLOR	LENGTH	DESCRIPTION
1	10 GA	BROWN/RED	24'	AFT VACUUM FLUSH
2	10 GA	YELLOW	24'	AFT VACUUM FLUSH GROUND
3	10 GA	BROWN/RED	38'	FORWARD VACUUM FLUSH
4	10 GA	YELLOW	38'	FORWARD VACUUM FLUSH GROUND

**WATER MAKER**

26'

26'



#	SIZE	COLOR	LENGTH	DESCRIPTION
1	8 GA	RED	26'	WATER MAKER
2	8 GA	YELLOW	26'	WATER MAKER GROUND

**GENERATOR**

10' 6"

4'

10'



#	EYE	SIZE	EYE	COLOR	LENGTH	DESCRIPTION
1	3/8	2 GA	3/8	RED	10' 6"	GENERATOR
2	3/8	2 GA	3/8	YELLOW	4'	GENERATOR GROUND
3		6-3		ROMEX	10'	GENERATOR OUTPUT

**100A ALTERNATOR**

9'

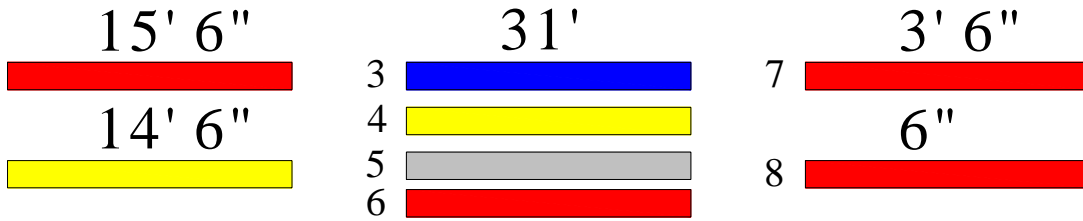
4'



#	EYE	SIZE	EYE	COLOR	LENGTH	DESCRIPTION
1	3/8	2 GA	3/8	RED	9'	ALTERNATOR
2	3/8	2 GA	3/8	YELLOW	4'	ALTERNATOR GROUND

**ENGINE STAGE 26**

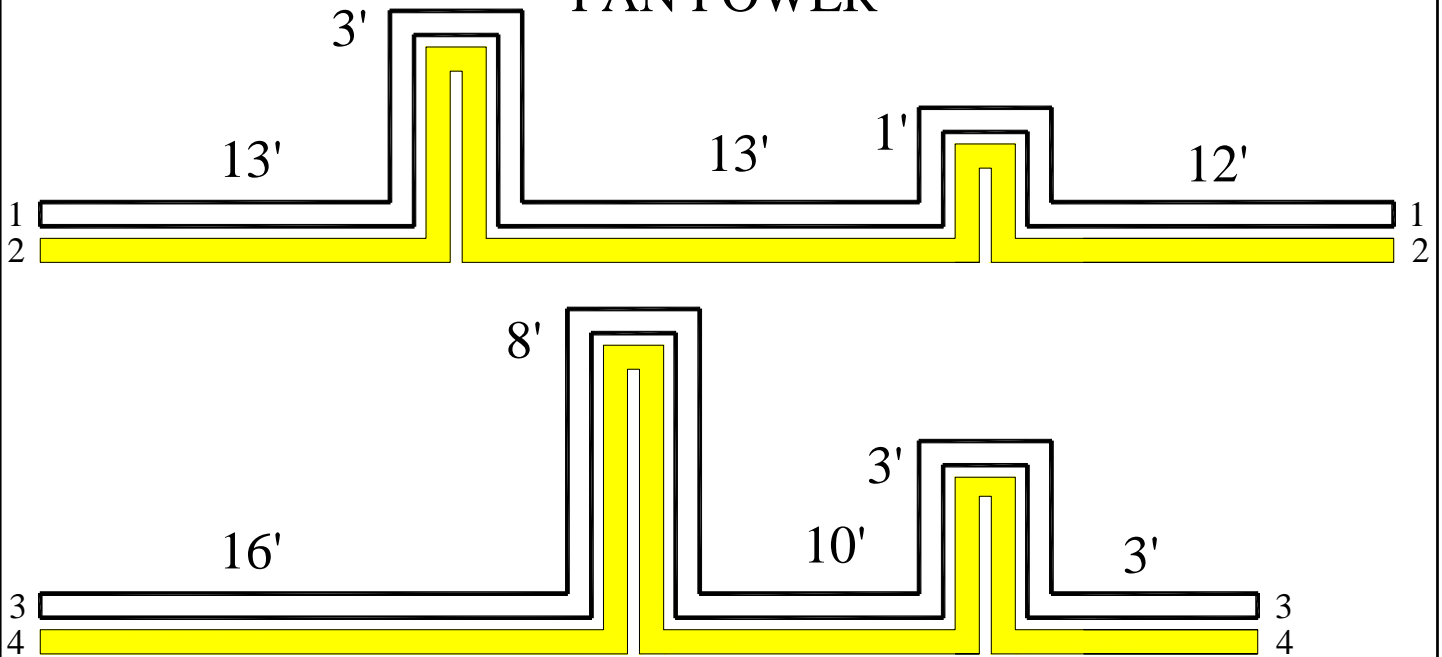
**BOW THRUSTER**



#	EYE	SIZE	EYE	COLOR	LENGTH	DESCRIPTION
1	3/8	2/0	3/8	RED	15' 6"	BOW THRUSTER
2	3/8	2/0	3/8	YELLOW	14' 6"	BOW THRUSTER NEG.
3		16 GA		BLUE	31'	BOW THRUSTER
4		16 GA		YELLOW	31'	BOW THRUSTER
5		16 GA		GREY	31'	BOW THRUSTER
6		16 GA		RED	31'	BOW THRUSTER
7	3/8	2/0	3/8	RED	3' 6"	BOW THRUST SWITCH
8	3/8	2/0	3/8	RED	6"	BOW THRUSTER JUMPER

**DECK RIGGING STAGE 34**

**FAN POWER**



#	SIZE	COLOR	LENGTH	DESCRIPTION
1	16 GA	WHITE	46'	PORT FAN POWER
2	16 GA	YELLOW	46'	PORT FAN POWER GROUND
3	16 GA	WHITE	51'	STARBOARD FAN POWER
4	16 GA	YELLOW	51'	STARBOARD FAN POWER GROUND



**DECK RIGGING STAGE 34**

**WINDLASS REMOTE**

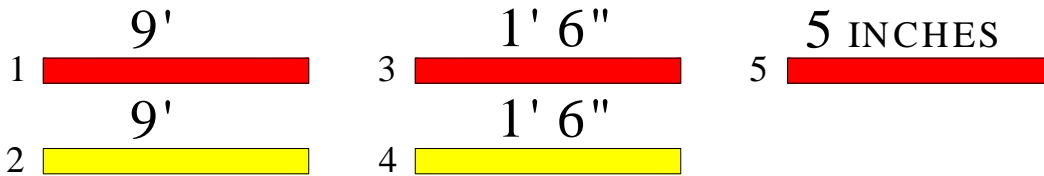
45'



#	SIZE	COLOR	LENGTH	DESCRIPTION
1	16 GA	TAN	45'	REMOTE POWER
2	16 GA	BLUE	45'	REMOTE POWER
3	16 GA	BROWN	45'	REMOTE POWER

**ELECTRICAL STAGE 56**

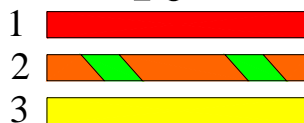
**HALYARD**



#	EYE	SIZE	EYE	COLOR	LENGTH	DESCRIPTION
1	3/8	2 GA	3/8	RED	9'	HALYARD
2	3/8	2 GA	3/8	YELLOW	9'	HALYARD GROUND
3	3/8	2 GA	1/4	RED	1' 6"	HALYARD JUMP
4	3/8	2 GA	1/4	YELLOW	1' 6"	HALYARD JUMP GROUND
5	3/8	2 GA	1/4	RED	5"	HALYARD BREAKER TO BATT SWT

**AFT STEREO TV/DVD**

10'



#	SIZE	COLOR	LENGTH	DESCRIPTION
1	12 GA	RED	10'	AFT ENT. POWER
2	12 GA	ORANGE/GREEN	10'	AFT ENT. MEMORY
3	12 GA	YELLOW	10'	AFT ENT. GROUND

**FWD QUIET FLUSH**

#	SIZE	COLOR	LENGTH	DESCRIPTION
1	16 GA	YELLOW/BROWN	8'	SOLENOID
2	16 GA	YELLOW	8'	SOLENOID NEG

**AFT QUIET FLUSH**

#	SIZE	COLOR	LENGTH	DESCRIPTION
1	16 GA	YELLOW/BROWN	8'	SOLENOID
2	16 GA	YELLOW	8'	SOLENOID NEG