

HUNTER
306 • 326 • 356



DISCOVER THE DIFFERENCE

30 YEARS

Discover the Hunter Difference

Safety ▶ Appointments ▶ Innovations



1

Finely Finished Teak Furniture and Bulkheads

The new Hunter line features a varnished finish on beautifully detailed teak interiors. You will see curved radiuses, matched grains and a new higher level of fit and finish that is usually found only on custom boats.



HARKEN

3

Upgraded Interior Hardware and Fixtures

All interior hardware has undergone extensive testing and evaluation for strength, compatibility and longevity. All cabinetry and door hardware has been upgraded. You'll feel the difference!

Upgraded Exterior Hardware

All exterior hardware has been upgraded to include the biggest and best names in the business. You'll find names you can trust such as Lewmar®, Spinlock®, Harken®, ProFurl®, Whitlock® and Schaffer® aboard the new Hunter line.



4

Genuine Corian® Countertops

Genuine Corian® countertops are utilized throughout the entire Hunter keelboat line. This durable, yet beautiful material will hold its serviceability and luster for years to come.

Heavy Duty Rubrails

A new high-density vinyl rubrail is now being wrapped 360 degrees around the boats for added protection. A standard stainless steel insert also enhances the protection as well as the beauty.

5

CORIAN®
SOLID SURFACES

HUNTER
326

HKT
HUNTER KEELBOAT TECHNOLOGY

6

Hunter Kevlar® Technology

Hunter adds the extra strength, but not the weight where you need it most. From the stem to the keel sump, Hunter has added a Kevlar® laminate to give you added protection against collisions. This is the most likely area for damage or penetration and Hunter provides an extra level of security.

Stainless Steel Arches

When Hunter first introduced the arch a few years ago, the skeptics were all against it. Today, many of those are now offering arches of their own. There is no question – the arch is a real asset. By placing the traveler up top, it keeps the cockpit clear and safe. As an attachment point for a bimini, it makes a clean installation. The arch is also perfect for stereo speakers and cockpit lights.

7



B&R Rigs

Again, another Hunter innovation that has now been time-proven to be one of the strongest and easiest to sail rigs ever designed. By incorporating sweptback spreaders and a pre-bend in the mast, the need for a backstay has been eliminated. This allows for a fuller roach main that provides more power in an easy to tame mainsail. With the big main, the jib can be smaller and easier to handle as well. Power without perspiration!

Antimonious Lead Keels

At Hunter Marine only real hardened lead keels are attached with stainless steel keelbolts. This is obviously more expensive than iron keels and mild steel bolts, but when it comes to performance, safety and maintenance, it's the only way to go.

Through-Bolted Hull to Deck Joints

Superb strength and integrity are achieved with a through-bolted hull to deck joint. The outward turned flanges of the deck and hull are first shaped for an exact fit. Then, 3M 5200 sealant is evenly spread onto the joint prior to the lowering of the deck. The joint is then clamped together and through-bolted around the entire deck. An extra shot of epoxy is also laid down at the chainplates. Now, that's strength!

Extensive Dealer Network

No matter where in the world you decide to purchase and cruise your Hunter sailboat, our extensive dealer network is trained to be responsive to your needs. An exclusive dealer intranet is in place to keep us in constant communication with them. Whether you need a small part sent or a large question answered, we are always online. As we continue to expand both our product line and distribution channels, you can be sure we will be there for you.

Modular Interior Construction

By building the interior outside the boat, Hunter can reduce labor costs and increase quality because of excellent accessibility. The interior is then bonded into the hull to make a true unibody structure.

MaxGuard™ and Microban® Gelcoats

Hunter decks are built with MaxGuard gelcoat. This eliminates any yellowing and reduces crazing and fading. Heads and showers are laminated with Microban, a special antibacterial gelcoat to protect you and your family. They cost us a bit more, but it's worth it!

Upscale Entertainment Systems

Hunter now offers flat screen TVs and Bose® audio systems. Some competitors believe "roughing it is all right", but at Hunter we believe your comfort is more important. Enjoy the best in video and audio — you deserve it!

8

9




10

11


12

13

14



MAXGUARD™ LE



SHARP

BOSE

HUNTER 306

The new Hunter 306 is the logical step into keelboat cruising. The 306 offers real stability, solid performance and plenty of comfort in an easy to sail package. Whether you are moving up from a daysailer or down from a larger boat, you'll be impressed by all the 306 has to offer. Big boat amenities such as genuine Corian® counters, spray lacquered teak furniture and bulkheads, designer grade faucets and hardware, and the best selection of fabrics are all included as standard.

Accommodations are second to none in its class! Two private staterooms with plenty of storage can handle family or friends, and the full galley and the spacious salon will help keep them fed and entertained.

Above decks, you'll see a huge cockpit that allows you to move around, even under sail. A custom console houses the rack & pinion steering, electronics, engine controls and even a place to set your drink. The powerful B & R rig is easily tamed, but provides for exciting performance. A standard arch keeps the cockpit clear and makes attachment of the bimini a breeze.

Come, **Discover** the new 306 and see how we've removed the boundaries to bring you the highest level of comfort and performance available in a truly affordable package.





Hunter's trademark walk-through transom makes boarding safe and easy from the dock or from the water. A retractable swim ladder and transom shower make swimming and diving a pleasure.



- ▲ ABOVE — The 306 cockpit is wide and comfortable for sailing and entertaining. It even allows for the standard custom console with drink holders.
- ◀ ABOVE LEFT — Your crew and guests alike will love the view from these sturdy, integrated taffrail seats.
- ◀ BELOW LEFT — The foredeck anchor well is deep and self-draining, providing for plenty of rode and chain.







▲ The 306 features a full nav station — you'll be plotting your courses in comfort.

◀ The complete, functional galley will please captain and crew alike, and also includes top-loading icebox, large sink, and plenty of storage. The gently curved fiddles double as handholds, providing extra security, even in a seaway.

▼ The aft master berth is wide and comfortable. Plenty of storage and privacy await you.



▲ Forward, a private, spacious V-berth will please family and friends. Natural light, good ventilation and convenient storage are abundant.

▲ With a stand-up shower and generous storage, the head is large and easy to maintain.

306



326



SPECIFICATIONS

Length Overall	29'11"	8.12 m
Hull Length	28'7"	8.71 m
Waterline Length	26'11"	8.19 m
Beam	10'9"	3.28 m
Draft (Shoal)	3'10"	1.17 m
Draft (Deep)	5'4"	1.63 m
Displacement	7,150 lb	3,246 kg
Ballast	2,550 lb	1,158 kg
Mast Height	42'6"	12.95 m
Sail Area (actual)	400 ft ²	37.16 m ²
I	32'0"	9.75 m
J	11'0"	3.35 m
P	29'1"	8.86 m
E	12'0"	3.66 m
Headroom	6'2"	1.88 m
Fuel Capacity	20 gal	76 L
Water Capacity	40 gal	151 L
Holding Tank Capacity	20 gal	76 L
Water Heater	6 gal	23 l
Aux Power (Yanmar)	18 HP	13.3 KW
CE Classification	B	

Length Overall	31'11"	9.73 m
Hull Length	30'10"	9.41 m
Waterline Length	28'4"	8.64 m
Beam	10'10"	3.30 m
Draft (Shoal)	4'4"	1.32 m
Draft (Deep)	5'10"	1.78 m
Displacement	8,300 lb	3,768 kg
Ballast	3,200 lb	1,453 kg
Mast Height	46'9"	14.25 m
Sail Area (actual)	540 ft ²	50.25 m ²
I	36'10"	11.23 m
J	12'0"	3.66 m
P	34'4"	10.46 m
E	12'7"	3.83 m
Headroom	6'4"	1.93 m
Fuel Capacity	28 gal	106 L
Water Capacity	50 gal	190 L
Holding Tank Capacity	24 gal	90 L
Water Heater	6 gal	23 l
Aux Power (Yanmar)	16 HP	13.3 KW
CE Classification	A	

All measurements are approximate.

306

RIGGING

Anodized Fractional Rig w/Support Struts
 Boom Vang
 110% Furling Genoa
 Furling System
 Inboard Jib Track w/Cars
 Internal Halyards Led to Cockpit
 Large Roach Mainsail w/Flaking System
 Mainsail Cover
 Mainsheet on Arch
 (2) Sets Triple Line Stoppers and Organizers
 Single Line Reefing System
 (2) Single Speed Self-Tailing Winches
 Windex® Wind Vane

DECK/HULL

Anchor Well w/Space for Windlass
 (3) Cockpit/Transom Storage Lockers
 (4) Dock Cleats
 Double Lifelines
 (3) Fixed Hull Ports
 Hot/Cold Transom Shower
 Integrated Swim Platform
 One Piece Continuous Rub Rail
 w/Stainless Steel Insert
 (3) Opening Hatches w/Screens
 (4) Opening Ports w/Screens
 Shoal Keel
 (2) Spring Cleats
 Stainless Arch w/Mainsheet
 Stainless Bow Pulpit
 Stainless Steel or Teak Handrails
 Stainless Steel Telescoping Swim Ladder
 Stainless Stem Fitting w/Anchor Roller
 Stainless Stern Rail with Seats
 Through-Bolted Hull/Deck Joint
 Two-Tone Non-Skid Deck

COCKPIT

Halyard Stowage Wells
 Hinging Helmsman Seat
 Integrated Wheel Console Includes:
 Folding Cockpit Table, S/S Guard,
 Drink Holders, Lighted Compass,
 Storage and Single Lever
 Engine Control
 Manual Bilge Pump
 Walk-Through Transom
 Wrap-Around Coamings

ELECTRICAL

AC/DC Switch Panel
 Cabin Lighting
 Dockside Power w/Cord
 Dual 12v Battery Switch
 Electric Automatic Bilge Pump
 Multiple AC Outlets in Cabin
 Running Lights w/Steaming and Anchor Light

CABIN

Chart Table
 Designer Curtains
 Dinette Converts to Double Berth
 Fully Enclosed Head w/Shower
 20 Gal. (76 L) Holding Tank
 (2) Hanging Lockers
 Hardwood Cabin Sole
 Hot/Cold Pressure Water
 Molded Vanity w/Mirror
 Private Aft Cabin
 Private Forward Cabin
 Selected Hardwood Trim

GALLEY

40 Gal. (151 L) Freshwater Capacity
 Icebox
 Hot/Cold Pressure Water
 Stainless Steel Sink
 Two Burner, LPG Stove

GENERAL SAFETY GROUP

Anchor and Line
 Emergency Tiller
 (2) Fire Extinguishers
 Handheld Flares
 (4) Life Jackets
 Throwable Device
 U.S. Sailing's *Basic Cruising Manual*

OPTIONAL EQUIPMENT

Accord Window Shades
 Air Conditioning
 Aluminum Boom Vang
 Arch-mounted Bimini System — Blue
 Autopilot
 Battery Charger - 30 Amp
 2 Burner Gimbale LPG Stove w/Oven
 Cockpit Cushions
 Cruising Spinnaker Gear
 Deep Keel
 Electric Anchor Windlass
 In-Mast Furling System
 Mast Raising System
 Microwave
 RayMarine® ST40 Digital Depthsounder w/Alarm
 RayMarine® ST40 Digital Knotmeter w/Log
 RayMarine® GPS
 RayMarine® VHF Radio w/Stainless Steel Antenna
 RayMarine® Wind Machine
 12V Refrigeration System
 Spinnaker Winches
 Stereo w/CD
 Stereo w/SCD Changer
 Traveller on Arch

326

RIGGING

Anodized Fractional Rig w/Support Struts
 Boom Vang
 110% Furling Genoa
 Furling System
 Inboard Jib Track w/Cars
 Internal Halyards Led to Cockpit
 Large Roach Mainsail w/Flaking System
 Mainsail Cover
 Mainsheet on Arch
 (2) Sets Triple Line Stoppers and Organizers
 Single Line Reefing System
 (1) Single Speed Self-Tailing Winch
 (1) Two Speed Self-Tailing Winch
 Windex® Wind Vane

DECK/HULL

Anchor Well w/Space for Windlass
 (5) Cockpit/Transom Storage Lockers
 (4) Dock Cleats
 (2) Dorade Vents
 Double Lifelines
 (3) Fixed Hull Ports
 Integrated Swim Platform
 One Piece Continuous Rub Rail
 w/Stainless Steel Insert
 (3) Opening Hatches w/Screens
 (4) Opening Ports w/Screens
 Shoal Keel
 (2) Spring Cleats
 Stainless Arch w/Mainsheet
 Stainless Bow Pulpit
 Stainless Steel or Teak Handrails
 Stainless Stem Fitting w/Anchor Roller
 Stainless Stern Rail with Seats
 Stainless Telescoping Swim Ladder
 Through-Bolted Hull/Deck Joint
 Two-Tone Non-Skid Deck
 Windshield

COCKPIT

Halyard Stowage Wells
 Hinging Helmsman Seat
 Hot/Cold Cockpit Shower
 Integrated Wheel Console Includes:
 Folding Cockpit Table, S/S Guard,
 Drink Holders, Lighted Compass, Storage
 and Single Lever Engine Control
 Manual Bilge Pump
 Walk-Through Transom
 Wrap-Around Coamings

ELECTRONICS


RayMarine® ST40 Digital Depthsounder with Alarm
 RayMarine® ST40 Digital Knotmeter with Log
 RayMarine® VHF Radio w/Stainless Antenna



HUNTER[®]
MARINE CORPORATION
AN EMERSON GROUP COMPANY
DISCOVER THE DIFFERENCE

Route 441 • Post Office Box 1030 • Alachua, Florida USA 32615
Phone (904) 482-3077 • FAX (904) 482-4077 • NATIONAL CUSTOMER HOTLINE U.S. 1-800-771-5556
www.huntermarine.com • e-mail: sales@huntermarine.com • customerservice@huntermarine.com

Hunter Marine reserves the right to modify or change, without notice, any materials, specifications, equipment and/or accessories. All measurements are approximate. Standard equipment may vary for products sold outside the United States. 8/02 - 13K

 Marine Industry Certified Manufacturer

 Certified

 Certified by National Marine Manufacturers' Association