

HUNTER MARINE



Discover the Difference
› 456 ›

456

Comfort and spaciousness are the usual hallmarks of a center-cockpit cruiser, but at Hunter, we've concentrated on adding real performance and making them easy to sail. The difference lies in the initial design. A modern underbody provides the performance while the innovative deck plan offers safe and easy sail handling, even when short-handed. The cockpit is wide and deep and just right for these long passages. A tall B & B rig gives you the power in the mainsail, which is much easier to tame than a monster genoa, and the optional in-mast furling system adds to the ease. A specially designed Whitlock® gear steering system gives you the smooth control you desire with just the proper amount of feedback you need while the composite rudder and post are corrosion free and stronger than conventional gear.

Hunter has gone the extra step in ensuring your comfort and safety at sea. Construction methods are second to none and include the finest in materials, including vinyl ester resins, Kevlar® hull reinforcements, real lead keels and through bolting on the hull to deck joint. Bulkheads and cheimplates are bonded directly to the hull and the loads are spread evenly throughout.

Accommodations are worth discovering, as the utilization of space is nothing short of incredible. The salon is full of natural light and ventilation is plentiful with screened hatches and ports. A U-shaped galley is situated perfectly for keeping the chef in the conversation and two private staterooms are fitted with innerspring mattresses and plenty of storage.

Come aboard and Discover the Difference for yourself. We know you'll be impressed!





The integrated arch includes stereo speakers, lights and the overhead traveler, keeping the cockpit clear. It also makes for a clean installation of the bimini. Your crew and guests alike will love the view from the sturdy, integrated taffrail seats.



◀ ABOVE LEFT — Full-transom storage is easily accessible and can house a dinghy, outboard, and even a set of scuba tanks.

▲ ABOVE RIGHT — The 456 cockpit is wide and comfortable for sailing and entertaining. It features a Whitlock® mechanical steering system, fold-down table and plenty of storage.

◀ BELOW LEFT — Offset anchor rollers, a deep chainfall and under deck windlass make handling ground tackle a snap.








▲ Extended cruising or living aboard, the fully equipped galley makes it so easy. Genuine Corian®-fiddled counters are wide and give plenty of prep space. The dual opening refrigerator and freezer make access quick and easy. Twin stainless sinks, a convenient cutting board, gimballed range and oven plus a microwave will thrill any chef. Secure storage and non-slip flooring makes cooking in a seaway safe and easy.

◀ The spacious salon is both well ventilated and well lit with its many ports and hatches. Beautiful teak furniture and bulkheads are spray-lacquered for a custom look. Dining, entertaining, or just relaxing is all easily accomplished aboard the 456.





▲ The separate nav station provides storage for your charts and books and space for your navigational electronics.

▼ The combination tub and shower provides comfort and privacy for the owners.

▲ The owner's suite offers superb accommodations in an expansive area. A standard queen-size, innerspring mattress adorns the master berth. Multiple hanging lockers, drawers and shelving will handle your liveaboard needs. The combination shower and bathtub lie behind the custom shower door and the desk/computer station is perfect for the mobile executive.

Forward, you'll find the guest stateroom with a full-size double berth and a full set of drawers and hanging lockers plus a private head with shower.

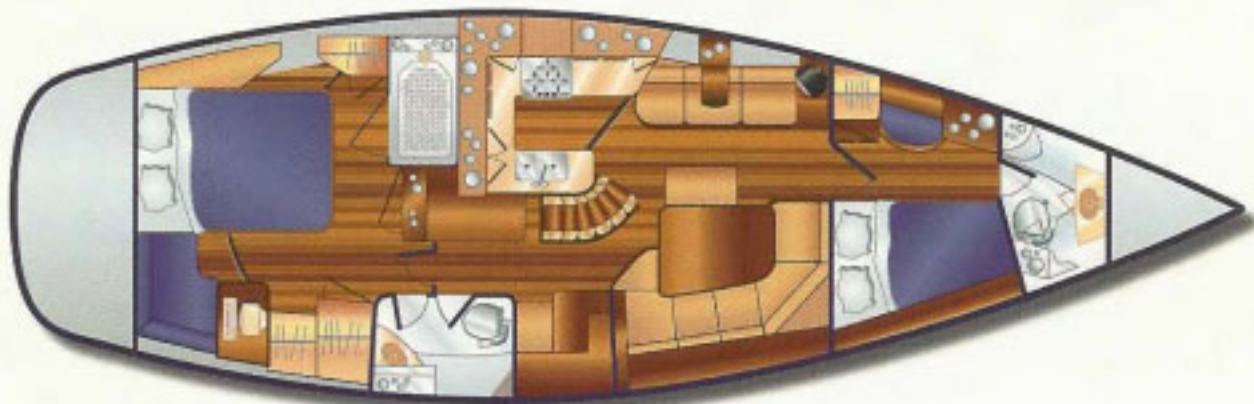


SPECIFICATIONS*

Length Overall	46'11"	14.05 m
Hull	44'3"	13.48 m
Waterline Length	39'8"	12.09 m
Beam	14'0"	4.27 m
Draft (Bulb-Wing)	5'6"	1.68 m
Draft (Deep Keel)	6'6"	1.98 m
Displacement (Bulb-Wing)	26,000 lb	11,794 kg
Displacement (Deep Keel)	26,180 lb	11,886 kg
Ballast (Bulb-Wing)	9,500 lb	4,309 kg
Ballast (Deep Keel)	9,680 lb	4,395 kg
Mast Height (fr dwt)	63'0"	19.20 m
Sail Area (actual)	1000 ft ²	92.90 m ²

I	55'5"	16.90 m
J	16'11"	5.16 m
P	49'11"	15.22 m
E	16'10"	5.13 m
Headroom	6'6"	1.98 m
Fuel Capacity	100 gal	378 l
Water Capacity	200 gal	750 l
Holding Tank Capacity	50 gal	190 l
Water Heater	6 gal	23 l
Auxiliary Power (Yanmar) - Std. Diesel	76 hp	56.67 kw
CE Classification		A

*All measurements are approximate.



DISCOVER THE DIFFERENCE

WE JUST KEEP GETTING BETTER

Hunter Marine has removed the boundaries to bring you the best production sailboats in the world. We have been working around the clock to make this year's presentation one you will never forget. All new model identification is not just skin deep, but includes numerous upgrades such as the spray-lacquered teak interior and furniture, genuine Corian® countertops, new windows and ports plus many, many more. If you haven't looked at a Hunter lately, you could be missing out on something big!



Spray-Lacquered Teak Furniture and Bulkheads

The new Hunter line features a sprayed lacquer finish on beautifully detailed teak interiors. You will see curved radiuses, matched grains and a new higher level of fit and finish that are usually not found on production boats.



Upgraded Hardware Inside and Out

All interior and exterior hardware has undergone extensive testing for strength, compatibility and longevity. Upgrades have been included on all cabinetry and doors as well as on and above the deck. Names you can trust such as Lewmar®, Spinlock®, Harken®, ProFurl® and Schaffer® are all in good company aboard the new Hunter line.



Highly Styled Galleys

Genuine Corian® countertops are utilized throughout the entire Hunter keelboat range. This durable, yet beautiful material will hold its serviceability and luster for years to come.



Heavy Duty Rubrails

A new high-density vinyl rubrail is now being wrapped 360 degrees around the boats for added protection. A standard stainless steel insert also enhances the protection as well as the beauty.

HKT - Hunter Kevlar® Technology

Hunter adds the extra strength, but not the weight where you need it most. From the bow to the keel sump, Hunter has added a Kevlar® laminate to give you added protection against collisions. This is the most likely area for damage or penetration and Hunter provides an extra level of security.



Stainless Steel Arches

When Hunter first introduced the arch a few years ago, the skeptics were all against it. Today, many of those are now offering arches of their own. There is no question; the arch is a real asset. By placing the traveler up top, it keeps the cockpit clear. As an attachment point for a bimini, it makes a clean installation. The arch is also perfect for stereo speakers and cockpit lights.



Antimonial Lead Keels

At Hunter Marine only real lead keels are attached with stainless steel keelbolts. This is obviously more expensive than iron keels and mild steel bolts, but when it comes to performance, safety and maintenance, it's the only way to go.

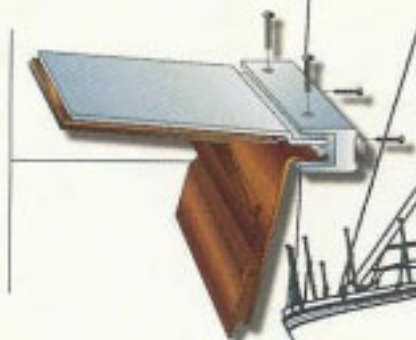


B&R Rigs

Again, another Hunter innovation that has now been time-proven to be one of the strongest and easiest to sail rigs ever designed. By incorporating sweptback spreaders and a pre-bend in the mast, the need for a backstay has been eliminated. This allows for a fuller roach main that provides more power in an easy to tame mainsail. With the big main, the jib can be smaller and easier to handle as well. Power without perspiration!

Through-Bolted Hull to Deck Joints

Superb strength and integrity are achieved with a through-bolted hull to deck joint. The outward turned flanges of the deck and hull are first shaped for an exact fit. Then, 3M® 5200 sealant is evenly spread onto the joint prior to the lowering of the deck. The joint is then clamped together and through-bolted around the entire deck. An extra shot of epoxy is also laid down at the chainplates. Now, that's strength!



STANDARDS AND OPTIONS

HUNTER CRUISE PAC® While everyone else was complaining about the high cost of marine hardware and accessories, Hunter was doing something about it. The Hunter Cruise Pac® was developed to make all the accessories and hardware you need standard equipment. We buy top-quality gear in very large quantities. The result? Equally large savings. The Hunter Cruise Pac® isn't just sails, winches, and running rigging – it's things like galley appliances, anchors, fire extinguishers, running lights, life jackets – even a copy of US Sailing's *Basic Cruising Manual*. We invite you to compare the Standard Equipment list below with that of any other manufacturer. You'll discover that Hunter is making the difference for you with more – and better gear. For less.

RIGGING

Full roach main w/flaking system
Furling system w/110% furling jib
Mainsail batten cars
Dual single line reefs led aft
Boom vang
Sail cover
Anodized B&R double spreader
mast head rig
Mast struts
Mast steps
Internal halyards led to cockpit
(8) Sheet stoppers
(1) Electric self-tailing halyard winch
(1) Two-speed rigging winch
(2) Two-speed self-tailing jib sheet winches
Inboard jib tracks w/cars
Harken® adjustable mainsheet traveler
Windex® wind indicator

DECK/HULL

Stainless steel arch w/mainsheet
Stainless steel bow and stern pulpits
Stem pulpit seats w/drink holders
Integral fender racks
Double life lines w/three gates
Stainless cabin handrails
Bow, midship and aft mooring cleats
Cabin windshield w/cover
Split anchor well for rode and chain
Dual offset anchor rollers
Electric anchor windlass
Port & starboard aft sundeck cushions
(2) Large transom lockers
(6) Opening deck hatches w/screens
and shades
(12) Opening ports w/screens
(4) Fixed hull ports
(2) Dorade type vents
Continuous 360 degree rubrail
w/stainless steel insert
Swim platform w/stainless
telescoping ladder
Molded-in two tone non-skid deck
Hot & cold pressure transom shower
Dockside freshwater hook-up
LPG storage for 2 - 10 lb. bottles
One-piece hull
Cored hull sides
Bronze seacocks on thru-hulls
under waterline
External lead keel
Balanced spade rudder w/composite shaft

COCKPIT

Pedestal wheel steering with mechanical
linkage, single lever engine control,
wheel brake, lighted compass and
pedestal guard
Folding cockpit table
(2) Coaming lockers
Line storage wells
Manual bilge pump

FORWARD CABIN

Double berth
7" thick innerspring mattress
Bedding package w/fitted sheets
(6) Dresser drawers under berth
Large hanging locker
Custom curtains
6'5" walk-through headroom
Sealed teak and holly sole

FORWARD HEAD

Full head w/shower
Vanity w/Corian® countertop
Holding tank w/macerator

MAIN SALON

Convertible high-gloss dinette table
Interior plush fiber blend 6"
comfort back cushions
Navigation station w/contoured
teak seat and space for electronics
Ottoman for dinette seating
Convertible table at port settee
Dinette converts to double berth
Storage lockers on hull sides
Large salon ports
Large cedar-lined hanging locker
Custom curtains
Port and starboard teak handrails
6'11" headroom
Sealed teak and holly sole

AFT CABIN

Queen-size berth
7" thick innerspring mattress
Bedding package w/fitted sheets
Teak footboard
6'5" headroom at foot of berth
(8) Opening ports and one hatch
Starboard side storage system
40 cubic foot hanging locker
Desk/computer table w/lounge seat
Decor headboard w/lamps
Overhead handrails
Book rack
Sealed teak and holly sole

AFT HEAD

Full head w/shower and tub
Vanity w/Corian® countertop
Holding tank w/macerator

GALLEY

Corian® countertops
Built-in waste bin
Everlast Solarium® vinyl flooring
Microwave
LPG 3 burner gimbaled stove w/oven
Hot/cold pressure water system
Top and front loading refrigerator
w/separate freezer – both lighted
Double stainless sinks w/cutting board
Storage cabinets and drawers
(6) Plates, bowls & mugs
Corian® spice rack

ELECTRICAL

Dockside power w/cord
Built-in solar panel on sea hood
12 volt battery switch
Inverter/battery charger (100 amp)
Electric automatic bilge pump
(2) shower sump pumps
Running lights w/steaming, deck
and anchor lights
Cabin reading lights
Tank gauges – fuel, water, & holding tank
(2) 40 House batteries w/boxes
(1) Engine starting battery w/box

ELECTRONICS

Raymarine® digital knotmeter w/log
Raymarine® digital depthsounder
w/alarm
Raymarine® VHF radio w/stainless
antenna
AM/FM/CD player w/8 speakers and
power booster
TV/VCP (12 volt), U.S. only

CAPACITIES

100 gallon fuel tank (387L)
200 gallon water tank (750L)
50 gallon waste tank (190L)
11 gallon hot water heater (42L)

GENERAL SAFETY GROUP

Danforth-type anchor and rode
■ (6) Life jackets
■ Hand-held flares
■ Fog bell
Emergency tiller
■ (2) Fire extinguishers
U.S. Sailing's *Basic Cruising Manual*
■ – U.S. only

OPTIONAL EQUIPMENT

In-mast furling system
Air conditioning system
Bow thruster
Generator
Inner forestay w/chainplate
Spinnaker winches
Cruising spinnaker gear
Raymarine® autopilot
Raymarine® GPS
Raymarine® wind machine
Raymarine® VHF remote at helm
Raymarine® ST80 system(s)
Raised cockpit windshield w/grab rail
Leather interior cushions
Bimini top-blue Sunbrella®
Washer/dryer
Watermaker – 8 gph
Cockpit cushions – white Sunbrella®
Aft vanity w/Corian® countertop
in lieu of port hanging locker
Tri-cabin option
Dresser drawer/night table stand
in lieu of desk & lounge seat

ENGINE

Freshwater-cooled diesel –
76 HP standard
Hinging fiberglass cover for
easy access



HUNTER®
MARINE CORPORATION
ALL SALES OFFICE DIRECTORSHIP COMPANY
DISCOVER THE DIFFERENCE

Route 441 • Post Office Box 1030 • Alachua, Florida USA 32615
Phone (386) 482-3077 • FAX (386) 482-4077 • NATIONAL CUSTOMER HOTLINE U.S. 1-800-771-5556
www.huntermarine.com • e-mail: sales@huntermarine.com • customerservice@huntermarine.com

Notes: Values shown through to reality or change without notice, as models, specifications, equipment evolve over time. All measurements are approximate. Standard equipment may vary by product and location in the United States.